



National Archery *in the Schools* Program

# 2019 NASP® National, Open & Championship Tournaments

Registration dates & hotel information will be posted at [www.naspschools.org](http://www.naspschools.org) under events

Western NASP® National: Salt Lake City, UT, April 26-27

Eastern NASP® National: Louisville, KY, May 9-11

NASP® Open and Championship: Nashville, TN, July 25-27

## The Archery Way

### Competing with Honesty and Integrity

*As archers, we strive to shoot our best while competing with integrity. Honesty is an expectation, sportsmanship and composure, an obligation. We encourage others and understand our responsibility to self-officiate and protect the field with an overall goal of bringing the archery way into everyday life.*

## Table of Contents

1. NASP® Participation .....	3
1.1. In School Requirement .....	3
1.2. Definition of NASP® School.....	4
1.3. Divisions within NASP® Schools.....	4
1.4. Homeschool.....	4
1.5. Eligible grades .....	5
1.6. Number of archers per team .....	5
1.7. Single Gender School.....	5
1.8. Small School.....	5
1.9. Competitive divisions .....	5
2. NASP® National, <b>Open and Championship Tournament (formally known as NASP® Worlds)</b> Registration Protocols .....	5
3. Equipment .....	6
3.2. Bows .....	6
3.3. Arrows .....	7

3.4.	<b>Accessories</b> .....	8
4.	<b>Competitive Format</b> .....	8
4.1.	<b>Range Set-Up</b> .....	9
4.2.	<b>Whistle Signals</b> .....	9
4.3.	<b>Arrow Handling and Movement About the Range</b> .....	9
4.4.	<b>Order of Shooting</b> .....	10
4.5.	<b>Coaching</b> .....	10
5.	<b>Scoring</b> .....	11
6.	<b>Ties Breakers</b> .....	12
6.1.	<b>Individual Ties</b> .....	12
6.2.	<b>Team Ties</b> .....	13
7.	<b>Dress Code</b> .....	13
8.	<b>Sportsmanship</b> .....	13
9.	<b>Protest Procedure</b> .....	13
10.	<b>Individual Scholarship Shoot-Off</b> .....	14
11.	<b>Team Scholarship</b> .....	14
12.	<b>Awards</b> .....	14
13.	<b>NASP® All-American Academic Team</b> .....	14
14.	<b>United States NASP® All-Star Team</b> .....	14

# **NASP® TOURNAMENT SANCTIONED RULES & PROTOCOLS**

**New for 2019:** Except for inconsequential language edits, rule changes are in **yellow highlights**.

- The NASP® logo is a registered trademark and may only be used on t-shirts, banners, or any other items, with written permission from NASP®.
- Teachers/Coaches must indicate their commitment for meeting the annual in-school teaching requirement before registering archers for any NASP® tournaments. The method for agreeing to this will open on [nasptournaments.org](http://nasptournaments.org) on October 1<sup>st</sup>.
- Remember to enroll your student archers as Academic Archers, by April 1. The Academic Archer program operates by local criteria for academic recognition. Participation is a local decision and in accordance with existing local school policies. <https://www.naspschools.org/opportunities/academic-archer>

## **1. NASP® Participation - All State, Provincial, and National Tournaments/Championships**

*To maximize the number of students who will discover their aptitude and interest for archery, NASP® is an in-school program. Because of this 77% of NASP® students first shot archery while taking lessons at their school. NASP® emphasizes team participation in order to maximize the number of students who will participate and to promote positive social interaction among students and faculty.*

*NASP® safety protocols must be followed by NASP® schools and teams to preserve the experience for current and future students.*

**1.1. In School Requirement** - Every archer must attend a public, private, charter, magnet, or home school that conducts NASP® lessons during normal school hours.

- 1.1.1. NASP® lessons must be conducted as part of the in-school curriculum, a minimum of 10 hours per school year.
- 1.1.2. In-school lessons are the priority in NASP®. Ideally these lessons should be thorough enough for the student to enjoy a safe and motivational experience.
- 1.1.3. Examples of how this might occur include:
  - 1.1.3.1. At least 10, different archery classes of 1 hour each – daily for 2 weeks, twice weekly for 5 weeks, etc.
  - 1.1.3.2. 5 classes per day of 1-hour each, for 2 different days.
- 1.1.4. When surveyed, NASP® schools report teaching NASP® archery 1-8 weeks during the school year.
- 1.1.5. When a school meets or exceeds this minimum, even if not every student in the school takes the archery class, EVERY student in the school is considered eligible for NASP® tournaments. It is expected that even those who do not take the in-school instruction, will be provided safety and shooting form instruction, if they join the FOLLOW-UP archery club or team before they attend a NASP® tournament.
- 1.1.6. Prior to participating in any NASP® competitions during a school year, the head coach for a school's team (or other coach associated with the school for tournament purposes) will be required to log in to the School Manager for the school. This coach will be required to acknowledge that they understand the in-school teaching requirement and commit to making sure that the requirement is met.
- 1.1.7. Classroom lessons must include at least the following subject material:
  - 1.1.7.1. Determine eye dominance
  - 1.1.7.2. String Bow® used to teach Eleven Steps to Archery Success®
  - 1.1.7.3. Safety Orientation and shooting of bows and arrows on a NASP® range.
- 1.1.8. After-school-only archery programs or clubs are ineligible.

- 1.2. **Definition of NASP® School** - A NASP® school is one that adheres to the training, equipment, and safety requirements and protocols followed by NASP®.
  - 1.2.1. School lessons must be presented by NASP® certified faculty or volunteers.
  - 1.2.2. At least one coach of the team must be NASP® certified.
  - 1.2.3. Only NASP® certified teachers or coaches may register student archers for tournaments.
  - 1.2.4. Equipment requirements and range protocols must be followed.
    - 1.2.4.1. Only the standard Genesis bow & Easton 1820 arrows may be used during NASP® class or on a NASP® range.
    - 1.2.4.2. NASP® range specification and design must follow training provided in the NASP® Basic Archery Instructor's course.
    - 1.2.4.3. Failure to follow these protocols make the school ineligible to participate in NASP® tournaments. Failure to follow safety protocols such as bows, arrows, and curtain use, may also result in de-certification of the NASP® certified teacher or coach.
- 1.3. **Divisions within NASP® Schools** - A 'school' (except Home Schools – see 1.4 below) for the purposes of participation in NASP® tournaments is a building or set of buildings on the campus where students at that school attend.
  - 1.3.1. For instance, a high school may have 9th grade and 10th-12th grade students on the same campus but in different buildings. This is one school.
  - 1.3.2. In another school all students K-12, 6-12, etc. may be in the same building or buildings on the same campus. This is one school.
  - 1.3.3. If schools with similar names but at separate address such as the 'North Middle School and North Elementary School' even if in the same district, they are separate schools and may not mingle shooters on teams.
    - 1.3.3.1. Except: If elementary grades (4th & 5th) are not in the same school the schools where the two grades are found may combine students to form elementary teams. Example: this could be a school with K-4 and a school combining with a 5-8 or 5-12 school.
    - 1.3.3.2. Except: If middle school grades (6-8) are not in the same school the schools where the three grades are found may combine students to form middle school teams. Example: this could be a K-6 school combining with a 7-8 or 7-12 school.
    - 1.3.3.3. Except: If high school grades (9-12) are not in the same school the schools where the four grades are found may combine students to form high school teams. Example: this could be a school with 9-10 combining with an 11-12 school.
- 1.4. **Homeschool** - A student who is homeschooled may only participate if the homeschool has enrolled in NASP® and provides NASP® archery lessons by a NASP® certified instructor. This also applies to other schools that are without buildings or campuses, such as certain “virtual” schools.
  - 1.4.1. If a local homeschool group meets for classes (Example: a group that meets for Math, English, Science, Physical Education and other non-archery classes), the students from that homeschool group can join together to form an archery team if approved by the State NASP® Coordinator.
  - 1.4.2. The homeschool group must contact their State NASP® Coordinator to inform the Coordinator of their intent to form a NASP® archery team. State Departments of Education maintain lists of public and private schools that coordinators can use to determine valid schools. Homeschool groups are not included on these lists. This will allow Coordinators to validate and be aware of the homeschool groups and their NASP® archery teams.
  - 1.4.3. If a student is not a member of a homeschool group that meets for school lessons other than archery, the student can still participate as an individual, but not as a part of a team.
  - 1.4.4. A homeschool school name must include the word “Homeschool” in the name.
  - 1.4.5. The homeschool group must present the NASP® lessons (as described in section 1.1.) as a portion of an in-school classroom curriculum, such as in Physical Education. To meet the same requirement as public schools the lessons should include students that are not on the archery team, where possible. If Physical Education is not offered, NASP® lessons could be included in Math, Science, or any other in-school class curriculum.
  - 1.4.6. EXCEPT: Some home-schooled students receive Physical Education from public or private schools.

1.4.6.1. If the home-schooled student receives NASP® lessons while attending classes at a NASP® public or private school that student may participate for the home school or the school where the archer receives NASP® classes IF the schools agree.

1.4.6.2. The home-schooled student is ineligible if archery lessons are after-school only.

1.5. **Eligible grades** - Only students who are in grades 4-12 by the date of the tournament may participate.

1.5.1. A student at a NASP® school who has graduated early during the current school year may, at the discretion of the school Principal, participate.

1.5.2. A student who no longer attends a NASP® school due to having moved, promoted, etc. is ineligible to participate in this tournament until/unless the student's new school joins NASP® and may then only represent their NEW school.

1.6. **Number of archers per team** - NASP® archery teams must contain 12-24 students, at least 4 of which must be of the opposite gender.

1.7. **Single Gender School** - If the school is single gender, the school can request (to their State NASP® Coordinator) to compete as a single-gender-only school.

1.8. **Small School** - If a school (or a NASP® division within the school) contains fewer than 150 NASP® eligible students (eligible students is defined as the total number of students enrolled in the school in grades 4 thru 12), the team may be comprised of students from their school and/or other participating NASP® schools in the same city, county, or school district based on the rules below. Eligible NASP® schools (or divisions) can join together until a total of 150 NASP® eligible students (combination of grades 4-12) is met:

1.8.1. A school with high school students only (grades 9 – 12) with fewer than 150 students can add archers from another NASP® high school, middle school or elementary school.

1.8.2. A school with middle school students only (grades 6 – 8) with fewer than 150 students can add archers from another NASP® middle school or elementary school in the same city, county, or school district.

1.8.3. A school with elementary students only (grades 4-5) with fewer than 150 students can add archers from another NASP® elementary school in the same city, county, or school district.

1.8.4. A school with multiple divisions within their school...

a. If the high school division has less than 150 students, that division can add archers from lower divisions within their school or high school archers from another school in the same city, county, or school district.

b. If the middle school division has less than 150 students, that division can add archers from lower divisions within their school or middle school archers from another school in the same city, county, or school district.

c. If the elementary division has less than 150 students, that division can add elementary archers from another school in the same city, county, or school district.

1.8.5. A school (or division within the school) with more than 150 NASP eligible archers may not add archers to their team from another school or division within their school.

1.8.6. If a student shoots up for a higher division team, that student will be competing for team rank in that older division but retain individual rank according to the archer's actual grade.

1.8.7. Unless utilizing this "small school rule", students may only shoot on a team at the NASP® school they attend.

1.9. **Competitive divisions** are Elementary: 4th-5th, Middle: 6th 7th & 8th, & High: 9-12 grades.

1.10. NASP® is a school program. If a school administration deems a student unsuited to represent the school, NASP® will abide by the decision. Ineligibility generally occurs when a student has been disciplined or for academic reasons.

1.11. If a student archer is disqualified for cheating at a provincial, state, or regional tournament, the student is ineligible to participate in any NASP® competition until such time the student has regained good standing in his or her state or province. The NASP® coordinator would alert the national office of such disqualification.

## 2. **NASP® National, Open and Championship Tournament (formally known as NASP® Worlds) Registration Protocols**

2.1. In addition to # 1.1 - 1.11. above.

2.2. **Eastern and Western NASP® Nationals:**

2.2.1. Qualification tiers will be established for each event individually.

2.2.2. A qualified team(school/division) may register to participate in one but not both.


- 2.2.3. A qualified individual may register to participate in one but not both.
- 2.2.4. Individual scores from one event cannot be added to team scores from another event.
- 2.2.5. Participation is not guaranteed in either event.
- 2.3. There is no minimum number of students from the state tournament roster required for the National, Open, or Championship roster. Team size remains 12-24 students with at least 4 of the opposite gender.
- 2.4. Substitutes for the National, Open, or Championship rosters may be students that did not participate in the state (or national) tournament but they must be from the same school and in the same division. **Only schools that meet the requirements of the small school rule in section 1.8 may have student's shoot-up in a different division.**
- 2.4.1. Individuals must shoot in their actual division for National, Open or Championship unless the school meets the requirements specified in 1.8.
- 2.4.1.1. If by meeting the requirements of section 1.8. an individual shot in a higher division at the state or provincial tournament the individual may shoot "down" in their actual division for National, Open, and Championship.
- 2.4.2. If a school sent multiple teams to the state or provincial tournament they may recombine archers from these teams for nationals. **Not applicable to entire school districts/systems.**
- 2.4.3. If a school sent multiple teams to the national tournament they may recombine archers from these teams for the Open and Championship tournaments. **Not applicable to entire school districts/systems.**
- 2.5. A school may register as many teams that qualify at their state or provincial tournament IF the state or province in question allows multiple teams from the same school to participate.
- 2.6. The Open and Championship Tournaments (formerly known as NASP® Worlds)
- 2.6.1 Open tournament: Day one of three will be open to any student or team whose school participated in NASP® during the school year that just ended. The Championship tournament will be the 2 days after the Open tournament.
- 2.6.2 Archers that have not participated in any prior tournaments are eligible to participate in the NASP® Open.
- 2.6.3 Archers that qualified for the NASP® Championship may only participate in the NASP® open if the Championship reaches capacity and they were not able to secure a spot.
- 2.6.4 The top archers and teams from the NASP® Open will be invited to advance to the NASP® Championship. See registration information for details.
- 2.6.5 Qualifications protocols for each event will be established individually.
- 2.6.6 Individuals and teams may register to participate in one of these events only.
- 2.7. Additional registration information, schedule of times and tiers, TBA.
3. **Equipment - Only equipment specified for use in NASP® may be used in the tournament.**  
*NASP® equipment has been selected to be as universal-fit as possible to make administration of the program most suitable for in-school teaching. The program would be too complicated if multiple bows, arrows, and accessories were allowed. Tournaments follow in-school program design as closely as practical.*
- 3.1. If after the 10-meter practice end begins an archer is found to be using disallowed equipment, the archer is subject to disqualification.
- 3.2. **Bows:**
- 3.2.1. Only the stock (original) unmodified Genesis™ bow approved for NASP® may be used.
- 3.2.2. All bows must be on bow racks for range official inspection before shooting begins. Once inspected, the bow must remain on the range unless a repair is needed and approved by a lane official.
- 3.2.3. The Genesis Mini, Pro, and GenX are not allowed for use in NASP®.
- 3.2.4. The bow's axle-to-axle length, measured from the center of each axle must be no shorter than 35.25".
- 3.2.5. The bow's grip must be in place and unmodified. Changing the shape by removing material or adding material, including tape would be a disallowed modification. The grip may be painted for personalization. However, paint

used must be "color only". The use of paint with added texture material or paint that dries with a multi-texture finish (including but not limited to those designed as bed liner material) is disallowed.

3.2.6. Only tied on or heat shrink nock locators may be used.

3.2.6.1. There may be up to one nock locator above and below the arrow nock.

3.2.6.2. If using two nock locators, the gap between them must be  $\leq 1-1.5$  nock widths. The archer must nock the arrow between the 2 nock locators.



**If 2 nocking points, the arrow nock must be placed between them.**

3.2.6.3. If using one nock locator, the archer must nock the arrow below the nock locator.

3.2.6.4. Brass nock locators are prohibited for safety reasons.

3.2.6.5. Instructions for tying on a nock locator are available @ [www.naspschools.org](http://www.naspschools.org)

3.2.7. The bow must be sight and sight-mark free.

3.2.7.1. Tape, paint, or "sharpie" to cover sight marks will be applied to the face of the sight window at a point starting at the top of the bow's grip and running at least 6" up the face of the sight window towards the top limb. Any tape used must be a single piece of tape applied vertically and shall not be wrapped around the sight window.

3.2.7.2. Camouflage bows may be used, but the face of the sight window must be covered to prevent camouflage lines serving as sight marks.

3.2.7.3. The face and inside of the sight window must be kept free of any marks and raised edges, such as tape, bubble logos. If an NWTF bubble logo is on the side of the sight window, it must be removed or placed elsewhere on the bow.

3.2.7.4. Tape or paint used to cover sight marks must remain throughout the competition.

3.2.7.4.1. Archers and coaches should comply with this rule before their flight time.

3.2.7.4.2. If sight marks are discovered the archer or coach will be asked to cover them.

3.2.8. The bow must be free of draw stops or stabilizers.

3.2.9. The bowstring and cables may be 'after-market' but of the same approximate length.

3.2.10. The standard cable guard, slide (black only), wheel, cam, bearings, riser, and limbs must be original and unmodified. Axle to axle length as specified in 3.2.3 must be met.

3.2.11. A bow may be personalized by painting, stickers, et cetera, but without sight-marks.

3.2.11.1. Temporarily attaching carabineers or other devices to the bow during any flight is prohibited.

3.2.12. The arrow rest must be original and unmodified. The rest arm sleeve may be original, absent, or replaced with heat shrink tubing similar to the original rest arm sleeve.

3.2.13. The bow's draw weight must remain unchanged throughout the flight after the 1st scored arrow is shot at 10 meters.

3.2.14. Except for malfunction, bows must remain downrange of the waiting line once shooting begins.

3.2.15. Except for major malfunction the same bow must be used throughout the competition.

3.2.16. A non-compliant bow must be removed from the competition by the head coach until it is restored to a compliant condition before competition begins or resumes.

3.2.17. Loaner Bows: Archers are expected to bring their own NASP® bows. A few 'loaner' bows will be available in case of equipment failures.

### 3.3. Arrows:

3.3.1. Only the original Easton aluminum 1820 arrows approved for NASP® may be used.

3.3.2. At National, Open and Championship Only - Tournament officials will provide 5 NASP® arrows in each archer's floor quiver.

- 3.3.2.1. These provided arrows are loaners and remain the property of NASP® after the student's use.
  - 3.3.2.2. Arrows provided may have been shot in prior flights.
  - 3.3.3. If the archer provides personal arrows they must be official NASP® arrows.
  - 3.3.4. The length of the arrow shaft must be the standard NASP® length.
  - 3.3.5. If personal arrows are used, a readily accessible supply of replacements must be on hand.
  - 3.3.6. Arrow nocks may be the NASP® glue-on or push-in nock or both.
  - 3.3.7. Arrow points must be the NASP® standard; glue-in, cone shaped and weighing 60 grains.
  - 3.3.8. Arrow vanes must be 3 soft plastic, 2.5-3.0" long and between .4-.6" in height and attached to the shaft with a straight off set of approximately 1.5 degrees. Vanes may be of any brand or shape but must be within the listed dimensions
    - 3.3.8.1. New Archery Products (NAP), the maker of the Genesis bow arrow rest, has developed a replacement vane system for NASP®. This system will be permitted in NASP® schools and tournaments. It meets our dimension specifications outlined in 2.2.5 above. It is called "NASP® SPEEDFLETCH (patents: 7,955,2901 & 6,142,896). This vane system will have the NASP® logo marking the index vane.
  - 3.3.9. Personal arrows must have vanes marked for identification. The arrow shaft may be marked, crested, or taped above the mid-point (towards the nock) for identification. The crest (NASP-Genesis label) must remain visible and readable.
- 3.4. **Accessories:** Very few accessories are allowed in NASP®
- 3.4.1. Archers may wear finger tabs, tape, or gloves to protect draw-hand fingers. This includes "5-finger" gloves like golf and batting gloves.
  - 3.4.2. Finger protection devices similar to the "No Glove" and devices made by other manufactures may be placed on the bowstring, but these must be without locator buttons (also known as kisser buttons) discs or aiming aids.
  - 3.4.3. Heat shrink tubing may be placed on the bowstring to reduce finger strain, but the tubing must cover the entire center serving above and below the nock locator(s).
  - 3.4.4. Archers may wear arm guards and chest protectors.
  - 3.4.5. Archers may wear eye patches, glasses, or tape on glasses.
  - 3.4.6. Finger or wrist slings are allowed. Wrist slings may be attached using the bolt that comes with the strap. The bolt must be made of steel or plastic and must only protrude one inch or less beyond the bow's accessory hole (finger slings are only to be put in place once the 1 whistle command to shoot is provided).
  - 3.4.7. Mechanical release aids are prohibited.
  - 3.4.8. The bow must remain free of any devices designed to dampen vibration.
    - 3.4.8.1. This includes not allowing tape to be wrapped around "join" 2 bow limbs.
  - 3.4.9. Potential special allowances for physically challenged archers are evaluated on a case-by-case basis. While participation by the challenged archer is important, other competitors must not be negatively impacted. Commonly approved allowances include:
    - 3.4.9.1. Wheel chairs are permitted if needed.
    - 3.4.9.2. In the case of hearing or visually impaired archers, a coach or parent may provide assistance at the shooting line. A lane official must be alerted before shooting begins.
    - 3.4.9.3. Mouth tabs are permitted for archers whose physical challenges make drawing the bowstring impossible.
    - 3.4.9.4. Archers who use crutches may shoot from a chair or have coach assistance to stand.
- 3.5. At official discretion, any bow, arrow, or accessory may be subjected to inspection, including dismantling and weighing. Anyone found using disallowed equipment or modifications will forfeit awards and be disqualified. Disqualification may affect their team's rank.

#### 4. **Competitive Format**

*NASP® competitions are designed to be extensions of the in-school curriculum. Tournaments emphasize safety, sportsmanship, and indoor application.*



#### 4.1. Range Set-Up:

- 4.1.1. Target butts will be placed directly on the floor similar to the height of school butts.
- 4.1.2. Target faces will be placed on the target butts so that the bottom edge is touching the floor or as close to the floor as possible.
- 4.1.3. Targets faces (paper) will be NASP® 80 cm FITA face with 10 scoring rings.
- 4.1.4. The target line will be approximately 2 yards or meters from the target butts.
- 4.1.5. There will be 10-meter (32' 10") and 15-meter (49' 2") shooting lines.
- 4.1.6. The waiting line will be at least 4-5 yards or meters beyond the 15-meter shooting line.
- 4.1.7. A 'Coach's Alley' will be delineated between the waiting line and spectators.
  - 4.1.7.1. Only three coaches from each team may be in the coach's alley.
  - 4.1.7.2. We encourage alley coaches to be seated as much as possible to prevent blocking the view of spectators in the audience.
  - 4.1.7.3. Coaches in the alley must wear credentials provided at registration (wrist strap, etc.)
  - 4.1.7.4. For teams, at least one coach must be immediately available and located with his or her team while the team is shooting in case issues must be resolved. Coaches must display positive sportsmanship while in this alley.
- 4.1.8. Spectator seating will be placed as close as possible behind the waiting line.
- 4.1.9. Shooting lines will support 5-foot-wide shooting lanes accommodating 2 archers per lane.
  - 4.1.9.1. The shooter's label will indicate with "Left" or "Right" which half of the 5' wide shooting lane each archer is assigned.
    - 4.1.9.1.1. Crowding across the middle of the lane is considered unsportsmanlike conduct.
  - 4.1.9.2. Shooters occupying a lane will be from different schools where possible.
  - 4.1.9.3. Solo shooters will be combined where possible to promote integrity.

#### 4.2. Whistle Signals: NASP® whistle commands will be used to operate the range.

- 4.2.1. 5+ whistles for an emergency
- 4.2.2. 2 whistles to 'get bow'
- 4.2.3. 1 whistle to 'shoot'
- 4.2.4. 3 whistles to 'go get arrows'


#### 4.3. Arrow Handling and Movement About the Range: NASP® safety rules must be followed.

- 4.3.1. Archers must walk when moving about the range.
- 4.3.2. Archers must have one foot on each side of the shooting line with 'bows on toes' before shooting begins.
- 4.3.3. While shooting, the archer must straddle the shooting line with the non-target foot behind the back edge of the shooting line. NO PART of the shooting line will be covered by the archer's foot.
- 4.3.4. The tournament-provided arrow quiver must be placed ON the shooting line in FRONT of the archer.
- 4.3.5. Shooter and quiver must remain in each archer's half of the assigned lane when on the shooting line.
  - 4.3.5.1. Crowding across the middle of the lane, or into an adjacent lane, is unsportsmanlike conduct.
  - 4.3.5.2. Crowding is defined as any part of the archer's body or equipment extending past the 30-inch area assigned to the archer



**Archers must remain entirely within their half of the lane.**

4.3.5.3. The quiver must remain on the shooting line and within 30-inch area assigned to the archer.



4.3.6. While both archers may approach the target when scoring, only one archer may remain at the targets when arrows are pulled. The other archer must be safely behind the target line while arrows are being pulled from the target.



**When pulling arrows,  
only one archer may be  
forward of the Target  
Line. All archers must  
remain standing.**

4.3.7. Archers must remain on their feet (standing) and off their knees when pulling arrows.

4.3.8. Arrow points must be covered with one hand and shafts grasped below the vanes with the other hand when walking with arrows.

#### 4.4. Order of Shooting:

- 4.4.1. The archer must nock, pre-draw, draw and aim in a manner keeping the arrow pointed safely towards the target, below the top of the backstop curtain, and away from the floor at all times.
- 4.4.2. Archers will shoot one practice end of 5 arrows and 3 scoring ends of 5 arrows at 10 meters.
- 4.4.3. Archers will shoot one practice end of 5 arrows and 3 scoring ends of 5 arrows at 15 meters.
- 4.4.4. Archers will have 2 minutes to shoot each 5-arrow end.
- 4.4.5. Dropped arrows will be left on the floor and replaced by a range official.
- 4.4.6. An arrow that bounces off the target may be shot again as instructed by range officials.
- 4.4.7. An arrow that reaches the target line without hitting the target is considered a shot rather than a dropped or bounced-out arrow and will be scored zero points.
- 4.4.8. If an archer is unable to safely use the equipment and follow range protocols that archer may be removed from the competition.
- 4.4.9. If the archer's draw weight and draw length aren't sufficient to perform on par with other archers in the tournament the archer may be removed. Shot arrows that fail to reach or stick in the target butts are symptomatic of insufficient performance.
- 4.4.10. After shooting the last arrow the archer must immediately leave the shooting line, rack the bow, and return behind the waiting line. This is NASP®-specific range management protocol.
- 4.4.11. Lost vane, arrow rest damage or failure, broken nock - if any occur during the release of an arrow and that arrow makes it to the target line and doesn't bounce off of the target, it is a shot arrow.

#### 4.5. Coaching:

- 4.5.1. A team shall have no more than 3 coaches in Coaches Alley during the flight. Individual groups may have 1 coach in Coaches Alley.
  - 4.5.1.1. Any coach in Coaches Alley must have a green coach's wrist band to clearly identifying them as a NASP® coach.

- 4.5.2. Coaches of special needs archers may be allowed (with prior approval of range officials) to stand with the archer on the shooting line. However, they must do so safely and without distracting the other archers.
- 4.5.3. Coaches may communicate the archers on the shooting line. However, they must do so without distracting the other archers.


5. **Scoring:**

- 5.1. Only archers and tournament officials will be allowed downrange of the waiting line.
- 5.2. All arrows should be scored before any arrow or the target's face is touched.
  - 5.2.1. Moving the target face to affect an arrow's score is a violation of 5.2.
  - 5.2.2. Moving or pushing an arrow into the target face to affect an arrow's score violates 5.2.
- 5.3. Beginning in the center of the target, scoring rings are 10, 9, 8, 7, 6, 5, 4, 3, 2, & 1.
  - 5.3.1. An arrow **shaft** touching a scoring ring line is awarded the higher point value. In the picture below the gold arrow is scored a 10 because the shaft touches the line. The black arrow is a 9 because the shaft does not touch the scoring line, only the hole made by the shaft touches.



**The blue shaft is a “9”.**  
**The gold shaft is a “10”.**

- 5.3.2. An arrow outside all scoring rings is awarded '0' points.
- 5.3.3. If the target face is so shoot up that the scoring ring cannot be determined, even by the lane official, the target face should be changed.



**This target face should be changed.**

- 5.3.4. The 'X' ring in the center of the 10 is simply scored as a 10.
- 5.3.5. An arrow that 'robin-hoods' (sticks in the back of another arrow) receives the value of the arrow in the target.
- 5.3.6. An arrow that deflects off another arrow and sticks in the target is scored where it sticks.
- 5.3.7. An arrow that deflects off another arrow and fails to stick in the target is treated as a bounce out.
- 5.3.8. An arrow that skips off the floor and imbeds in the target is scored where it sticks.
- 5.3.9. An arrow that skips off the floor and bounces off the target is treated as a bounce out.

- 5.3.10. An arrow that sticks in the target but falls completely out as shooting continues is treated as a bounce-out and a replacement arrow may be shot
- 5.4. Each lane should have two archers, one in the **left** half of the lane and the other in the **right** half of the lane.
- 5.5. Scannable (bubble-type) scorecards will be used. Archers should practice with this type of scorecard before coming to the tournament. [CLICK HERE](#) for a practice scorecard.
- 5.6. Both archers' scorecards will be on the same score board.
- 5.6.1. The score board will be placed on the target line.
- 5.6.1.1. The score board may be placed anywhere on the target line within the archers' lane.
- 5.7. Both archers will walk to the target in their lane to record arrow scores.
- 5.7.1. One or both archers may approach the target face to score arrows.
- 5.7.2. **OFFICIAL SCORING PROTOCOL:** One archer will CALL and BUBBLE the other archer's arrow.
- 5.7.2.1. The scorecard has a "Check-Box" to the right of each 5-arrow end.
- 5.7.2.1.1. The archer should check this box indicating he or she has examined each 5-arrow end to make sure the score has been correctly entered.
- 5.7.2.1.2. Also check to assure that ALL ARROW VALUES are bubbled.
- 5.7.3. Then the archers will reverse roles.
- 5.7.4. If archers cannot agree on an arrow's score, a range official must be asked for the final decision.
- 5.7.5. Only range officials may have erasers on the range. If the archer needs a score erased, the official will perform the task. The lane official will document such action on the back of the scorecard.
- 5.7.6. After both archers are satisfied that arrow values have been accurately recorded, scores are considered final.
- 5.7.7. One archer will move safely behind the Target Line while the other archer pulls his own arrows.
- 5.7.8. Then the archers will reverse positions, one behind the Target Line while the other pulls her own arrows.
- 5.7.9. At the conclusion of the flight both archers must sign the scorecard.
- 5.7.9.1. If an archer fails to sign his or her scorecard, the scorecard will be considered approved and final.
- 5.7.9.2. The archer represented by the unsigned scorecard will not be disqualified for neglecting to sign.
- 5.8. Scorecard deficiencies may be found in the scoring room:
- 5.8.1. Scorecard has more than one value on a scoring line. The higher value will be erased.
- 5.8.2. Scorecard has more than one value on a scoring line but there is a blank line among the 5 scoring lines. One of the double values will be moved to the blank line.
- 5.8.3. A scoring line is blank. Except in 5.8.2 above, the blank line will be scored zero.
- 5.9. An archer's score may only be counted for a single team. The score will also be used to determine the archer's individual placement.
- 5.10. Range officials will gather signed scorecards after each flight at the target.
- 5.11. Disqualification may occur if an archer takes the scorecard up-range of the 10-meter shooting line or to the coach or other unofficial person(s).
- 5.12. If an archer observes another recording a false score, a range official **must** be alerted.
- 5.13. Summation of the team's highest 12 individual scores, with at least 4 of both genders, will comprise the team score. For single gender schools, all 12 individual scores will be from a single gender.

## 6. Ties Breakers

### 6.1. Individual Ties:

- 6.1.1. First by the computer by comparing total score, then # of 10's, 9's, 8's, and so on.
- 6.1.2. If ties remain, only those individuals tied for overall female and overall male archers will shoot-off to break the ties (this includes ties for overall runner-up). All other ties will remain and will receive duplicate awards.
- 6.1.3. Overall and runner-up female and male individual ties will be broken with a shoot-off that will take place prior to the awards ceremony. KEEP YOUR BOW NEAR BY! Archers absent for tie breaking will be awarded the lower rank
- 6.1.4. The shoot-off will consist of:
- 6.1.4.1. A 5-arrow warm-up end at 15 meters.

6.1.4.2. Then a 5-arrow end competitive end at 15 meters.

6.1.4.3. If the tie persists, a single arrow shot from 15 meters, closest to the middle of the target's center will break the tie.

## 6.2. Team Ties:

6.2.1. Team ties, if they occur, will be broken.

6.2.2. First by the computer by comparing total score, then # of 10's, 9's, 8's, and so on.

6.2.3. If necessary tied teams will select one male and one female archer from their teams.

6.2.3.1. These two archers from each team will shoot a 5-arrow warm-up end at 15 meters and then a 5-arrow scoring end at 15 meters.

6.2.3.1.1. Combined scores of both boy and girl team members will be compared to break the tie.

6.2.3.1.2. If the tie persists both the boy and girl from each team will shoot a single arrow at the same target. The arrow closest to the center of the target will win the tie.

## 7. Dress Code - NASP® tournaments are an extension of the educational experience

7.1. It is important that students remain safe and comfortable. Therefore, all student archers must wear close-toed shoes.

(Bare feet and sandals are disallowed)

7.2. All coaches should make sure their student archers adhere to their school's dress code at the tournament except for the total ban of open-toed shoes above in 7.1.

7.3. Use of personal music playing devices, ear buds and headphones are prohibited on the range.

7.4. Ear plugs to block distractions are permitted as long as the archer remains able to hear and follow range commands.

## 8. Sportsmanship: Archers, coaches, volunteers, and spectators are expected to respect others. Acts of unsportsmanlike conduct will result in disqualification and or removal from the event. These are a few examples of unsportsmanlike conduct:

8.1. Purposefully disturbing another archer with excessive touching or talking

8.2. Failure to follow lane official direction

8.3. Physical or verbal abuse of any person at the event

8.4. Attempts to cheat include:

8.4.1. Using disallowed equipment

8.4.2. Improper call-out of arrow value.

8.4.3. Improper bubbling of arrow value.

8.4.4. Failure to bubble in an archer's arrow value.

8.4.5. Erasure of anything on the scorecard. Only lane officials may use erasers.

8.5. Behavior considered disruptive, unsafe, offensive, or otherwise inappropriate may result in disqualification and or expulsion of the archer, coach, and observers. Examples include:

8.5.1. Intentional or repeated bumping of another archer or archer's bow.

8.5.2. Encroaching beyond the archer's assigned half of the 30" in the shooting lane.

8.5.3. Ignoring the L vs. R assignment in the shooting lane.

8.5.4. Vulgar or otherwise offensive language used while shooting or on shirts or banners.

8.6. The use or possession of drones or other flying devices is prohibited at all NASP® events. Rare use may be granted to select media outlets through advanced application to NASP® officials.

## 9. Protest Procedure

9.1. Coaches may visit the scoring area following the conclusion of each flight.

9.2. Only the officially registered coach of the team or individual may register a protest.

9.3. The scoring area team leader must receive any protest within 45 minutes following flight conclusion.

9.4. Protests may concern an archer or team score or equipment compliance.

9.5. Video or other photographic evidence regarding the protest will not be considered.

9.6. Rule clarification or suggestions may be provided by going to "Contact" at: [www.naspschools.org](http://www.naspschools.org)

10. **Individual Scholarship Shoot-Off** – qualify at NASP Eastern and Western National Tournaments
  - 10.1. Scores from the Eastern and Western National Tournaments will be combined and the top 5 male and top 5 female archers (including ties) from the combined scores will qualify and be announced in advance of the 2019 NASP® Open and Championship Tournament.
  - 10.2. In addition, the top overall female and male archers from both events (if not already qualified) will also qualify to participate
  - 10.3. The scholarship shoot-off will be held at the 2019 NASP® Open and Championship Tournament in Nashville in July.
  - 10.4. Each will shoot a practice end of 5 arrows at 15 meters.
  - 10.5. Each will shoot a 5-arrow scoring end at 15 meters.
  - 10.6. Scholarship award levels will be based upon the order of elimination among these contestants.
  - 10.7. Award levels are expected to be: \$20,000 each for top male and female. \$15,000 for 2nd male and female, \$10,000 for 3rd male and female, \$5,000 for 4th male and female, and \$2,500 each for 5th male and female, and \$1,000 each if there are more than 5 archers, due to ties.
  
11. **Team Scholarship** – Eastern and Western National tournaments
  - 11.1. High School team scores from the Eastern and Western National Tournaments will be combined
  - 11.2. The overall top three High School teams will be determined from the combined scores.
  - 11.3. Winning teams will be announced during the awards at the Eastern Nationals, Louisville, Kentucky.
  - 11.4. Up to 24, 1<sup>st</sup> place HS team members will receive a \$1,000 scholarship.
  - 11.5. Up to 24, 2<sup>nd</sup> place HS team members will receive \$750 scholarship.
  - 11.6. Up to 24, 3<sup>rd</sup> place HS team members will receive \$500 scholarships.
  
12. **Awards**
  - 12.1. One team trophy will be awarded to the 1st, 2nd, and 3rd place teams in each of 3 divisions.
  - 12.2. Each 1st thru 3rd place teams' members + up to 6 coaches will also receive a medal.
  - 12.3. Plaques, and medals will be awarded to 1st - 5th place individual boys & girls in the elementary, middle & high school divisions. Individuals tied for 1<sup>st</sup> through 5<sup>th</sup> place will receive duplicate awards.
  - 12.4. Individual boy and girl champions in each division will be awarded a Genesis Bow.
  - 12.5. Tournament Overall and Runner-Up Champion boys and girls will also be recognized.
  - 12.6. Additional prizes may be awarded teams and individuals as they are available.
  
13. **NASP® All-American Academic Team:** The final scores from the Eastern and Western NASP® National will be combined. The top 24 scoring archers in each division from those combined scores, who are registered with NASP® as Academic Archers, will be named to the *NASP® All-American Academic Team*.
  - 13.1. Archer's are registered by their teacher according to criteria provided on the NASP® website. Academic Archers may be registered September 1, 2018 through April 1, 2019.
  - 13.2. The Academic Archer indicator box must be checked on the National Tournament registration, for All-Academic Team eligibility. **We assign this responsibility of cross checking the archer's AA status to the teacher or coach.**
  
14. **United States NASP® All-Star Team:** Final scores from the Eastern and Western NASP® National will be combined. The top 16 National Tournament archers from those combined scores, with at least 4 of the opposite gender, will be named to the US NASP® All-Star Team. This designation will be noted in a press release and on the NASP® website.