

WEST VIRGINIA

DNR

ANNUAL REPORT 2019-2020

almost heaven

WEST VIRGINIA
DNR

324 4th Avenue
South Charleston, WV 25303

(304) 558-2754
Fax: (304) 558-2768

Websites

WVdnr.gov
WVstateparks.com
wonderfulWV.com

Electronic mail

DNR.LandAndStreams@wv.gov
DNR.Law@wv.gov
DNR.Parks@wv.gov
DNR.Wildlife@wv.gov



Jim Justice
Governor, State of West Virginia

C. Edward Gaunch
Secretary, Department of Commerce

Stephen S. McDaniel
Director, Division of Natural Resources

Emily J. Fleming
Deputy Director / Legislative Liaison

Scott H. Kline
Chief, Administration Section

Col. Jerry B. Jenkins
Chief, Law Enforcement Section

Bradley R. Reed, Sr.
Chief, Parks and Recreation Section

Paul R. Johansen
Chief, Wildlife Resources Section

Julia A. Morton
Supervisor, Land and Streams

Bradley S. Leslie
Chief Engineer, Planning, Engineering and Maintenance

Natural Resources Commissioners

Jeffrey S. Bowers – *Sugar Grove*
Gregory K. Burnette – *Elkview*
Byron K. Chambers – *Romney*
Peter L. Cuffaro – *Wheeling*
Thomas O. Dotson – *White Sulphur Springs*
David M. Milne – *Bruceton Mills*
Kenneth R. Wilson – *Chapmanville*

The West Virginia Division of Natural Resources Annual Report 2019-2020 is published by the Division of Natural Resources and the Department of Commerce Communications.

It is the policy of the Division of Natural Resources to provide its facilities, services, programs and employment opportunities to all persons without regard to sex, race, age, religion, national origin or ancestry, disability, or other protected group status.

LETTER FROM THE DIRECTOR



Dear Governor Justice:

Transmitted herewith is the Annual Report for the West Virginia Division of Natural Resources for fiscal year July 1, 2019, through June 30, 2020.

This report contains a summary of the activities and projects undertaken by the Division in the fulfillment of its statutory responsibilities of managing the state's renewable natural resources.

A detailed account of receipts and expenditures as prescribed by the West Virginia Code Chapter §20-1-7(17), is also respectfully submitted.

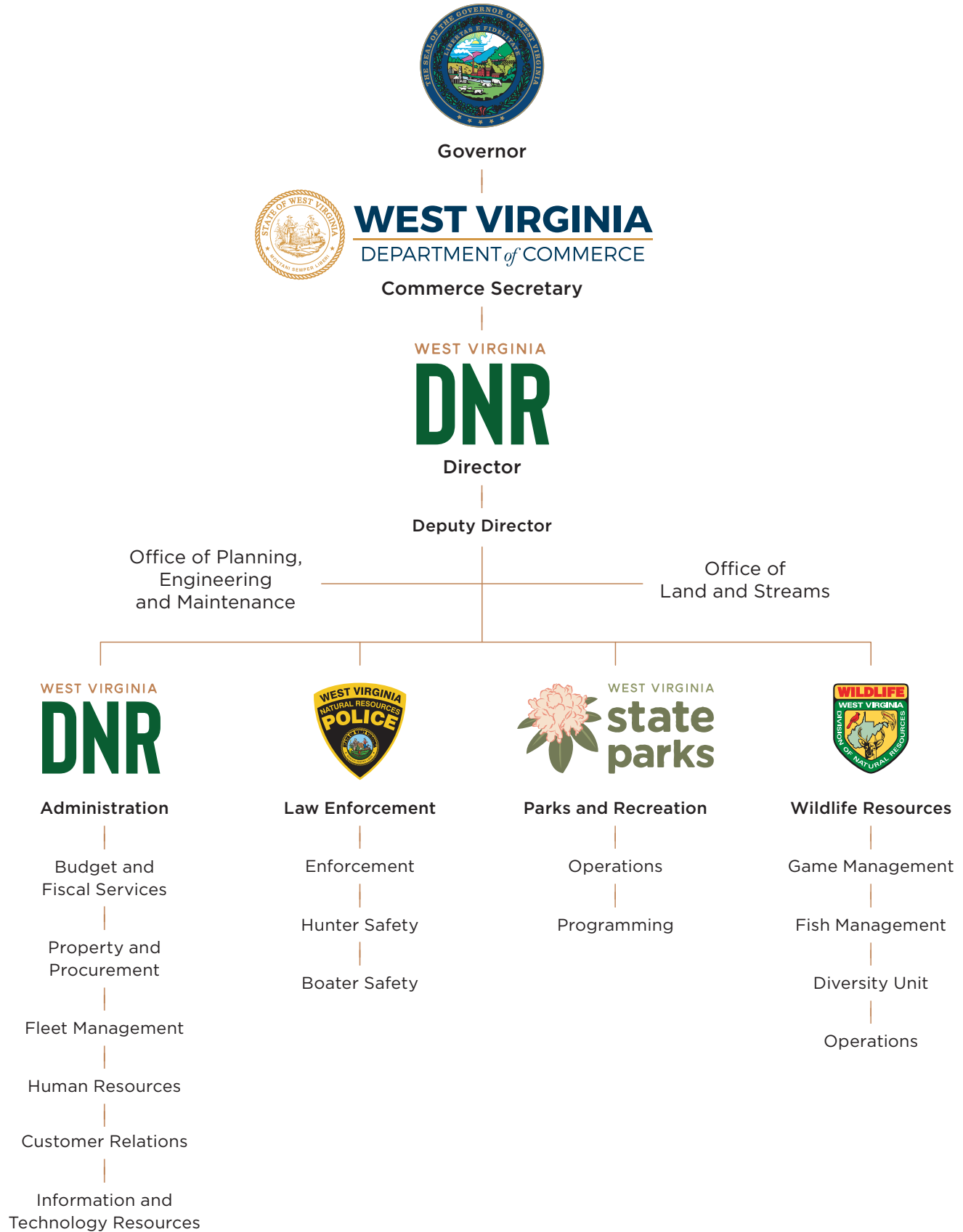
Sincerely,


A handwritten signature in blue ink, appearing to read "S.S. McDaniel", written over a light blue horizontal line.

Stephen S. McDaniel

SSM:do

ORGANIZATIONAL CHART





Mission Statement

It is the statutory mission of the West Virginia Division of Natural Resources to provide and administer a long-range comprehensive program for the exploration, conservation, development, protection, enjoyment, and use of the natural resources of the State of West Virginia.

VISION STATEMENT

Clean water, healthy forests, diverse habitats, and abundant wildlife that are responsibly managed, protected, and utilized by all residents and visitors to West Virginia, maximizing the economic potential of the state's natural beauty and abundant recreational opportunities.

GUIDING PRINCIPLES

- **Public Trust and Accountability.** The WVDNR is accountable to the public and operates in an open and transparent manner so public trust is maintained.
- **Stewardship.** The WVDNR is the steward of all the state's natural resources for present and future generations.
- **Partnerships.** The WVDNR proactively seeks out new partnership opportunities, both public and private, to position itself to best serve the stakeholders of West Virginia's natural resources.
- **Customer Service.** The WVDNR provides excellent service to all customers, both internal and external.
- **Diversity.** The WVDNR promotes not only diverse ecosystems, but diversity in the workplace as well so all stakeholders may benefit from the enjoyment of the state's natural resources.
- **Valued and Highly Skilled Staff.** The WVDNR supports the development of its staff and fosters an environment of collaboration and innovation so staff as well as the agency can reach full potential.

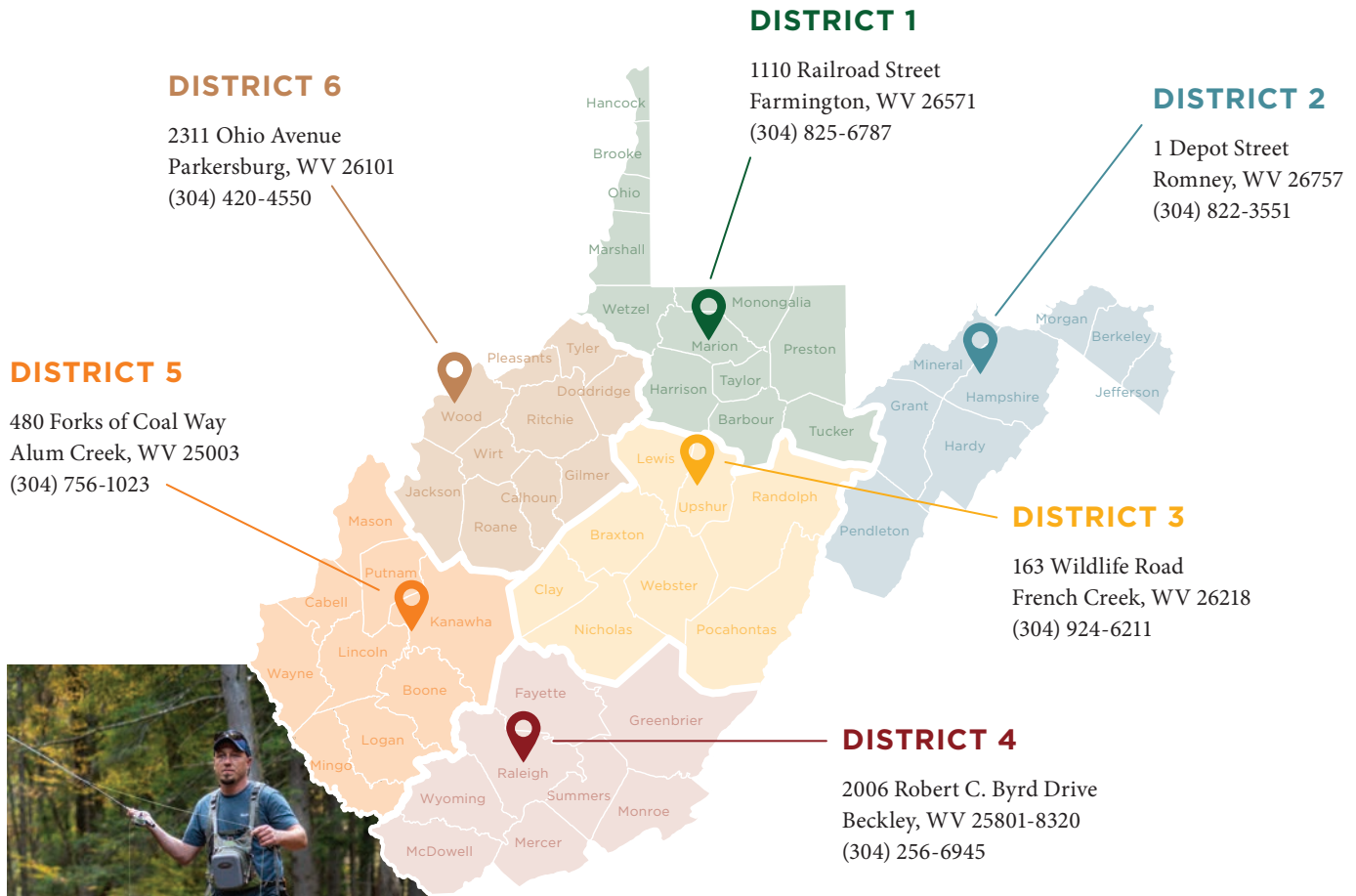
BOARDS AND COMMISSIONS ON WHICH THE DIRECTOR SERVES

- West Virginia Natural Resources Commission §20-1-17(b)
- Wildlife Endowment Fund Advisory Board §20-2B-2
- West Virginia Public Land Corporation §5A-11-2(b)
- West Virginia Whitewater Commission §20-2-23(a)
- West Virginia Outdoor Heritage Conservation Fund §5B-2G-4(a)
- National Coal Heritage Area Authority §29-27-3(b)
- State Resiliency Office Board §29-30-2
- West Virginia State Parks and Recreation Endowment Fund §20-5A-1

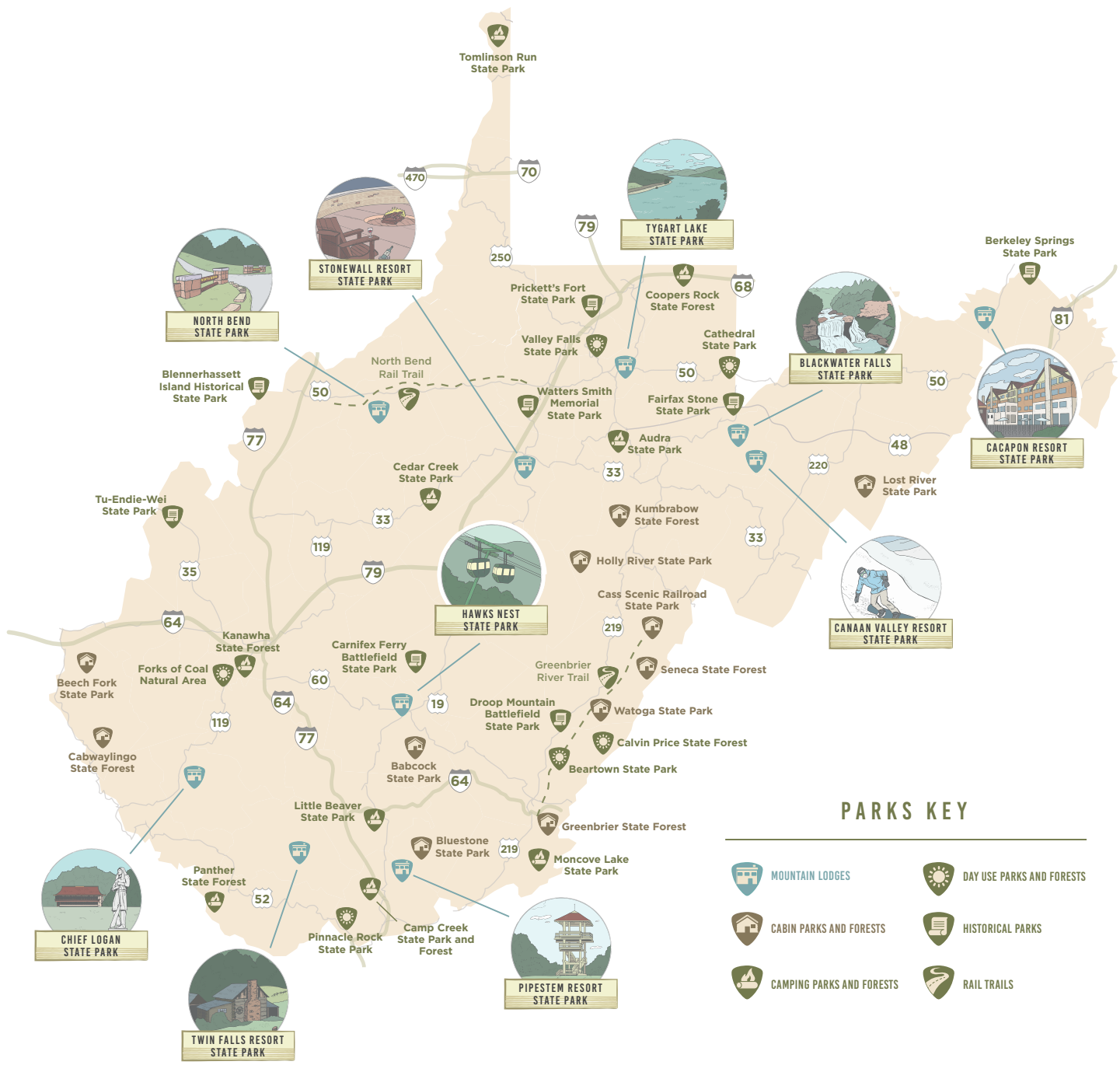
EEOC STATEMENT

It is the policy of the Division of Natural Resources to provide its facilities, services, programs, and employment opportunities to all persons without regard to sex, race, age, religion, national origin, or ancestry, disability, or other protected group status.

DISTRICT OFFICES



STATE PARKS, FORESTS AND RECREATION AREAS



WILDLIFE MANAGEMENT AREAS

DISTRICT 1 (304) 825-6787

1. Bear Rocks Lake
2. Burches Run
3. Castlemans Run Lake
4. Cecil H. Underwood
5. Center Branch
6. Cheat Canyon
7. Cross Creek
8. Dents Run
9. Dunkard Fork
10. Fairfax Pond-Rehe
11. Hillcrest
12. Lantz Farm and Nature Preserve
13. Lewis Wetzel
14. Little Canaan
15. Little Indian Creek
16. Pedlar
17. Pleasant Creek
18. Pruntytown State Farm
19. Snake Hill
20. Teter Creek
21. Upper Deckers Creek

DISTRICT 2 (304) 822-3551

22. Allegheny
23. Edwards Run
24. Fort Mill Ridge
25. Lost River
26. Nathaniel Mountain
27. Shannondale Springs
28. Short Mountain
29. Sideling Hill
30. Sleepy Creek
31. South Branch
32. Thorn Creek
33. Warden Lake
34. White Horse Mountain
35. Widmeyer

DISTRICT 3 (304) 924-6211

36. Becky Creek
37. Big Ditch
38. Burnsville Lake
39. Elk River
40. Handley
41. Huttonsville
42. Slatyfork
43. Smoke Camp
44. Stonecoal Lake
45. Stonewall Jackson Lake
46. Summersville Lake
47. Valley Bend

DISTRICT 4 (304) 256-6945

48. Anawalt Lake
49. Andrew Rowan
50. Beury Mountain
51. Bluestone Lake
52. Horse Creek Lake
53. Meadow River
54. Moncove Lake
55. Panther
56. Plum Orchard Lake
57. R.D. Bailey Lake
58. Tate Lohr
59. Tug Fork

DISTRICT 5 (304) 756-1023

60. Amherst/Plymouth
61. Beech Fork Lake
62. Big South
63. Big Ugly
64. Bright McCausland Homestead
65. Chief Cornstalk
66. Chief Logan
67. East Lynn Lake
68. Green Bottom
69. Hilbert
70. Laurel Lake
71. McClintic
72. Mill Creek
73. Morris Creek
74. Tomblin
75. Upper Mud River

DISTRICT 6 (304) 420-4550

76. Buffalo Run
77. Burning Springs
78. Conaway Run Lake
79. Elk Fork Lake
80. Federal Ridge
81. Frozen Camp
82. Hughes River
83. Little Kanawha River
84. Lynn Camp
85. O'Brien Lake
86. Ritchie Mines
87. Rollins Lake
88. Sand Hill
89. Sandy Creek
90. Stumptown
91. The Jug
92. Toll Gate
93. Turkey Run
94. Walker Creek
95. Wallback
96. Woodrum Lake

STATE FORESTS (304) 558-2764

- A. Cabwaylingo
- B. Calvin Price
- C. Camp Creek
- D. Coopers Rock
- E. Greenbrier
- F. Kanawha
- G. Kumbrabow
- H. Seneca

NATIONAL FORESTS Monongahela WMAs

- I. Beaver Dam
- J. Blackwater
- K. Cheat
- M. Cranberry
- N. Little River
- O. Neola
- P. Otter Creek
- Q. Potomac
- S. Rimel
- U. Tea Creek

George Washington WMAs

- L. Cove Creek
- T. Shenandoah
- V. Wardensville

Jefferson WMAs

- R. Potts Creek

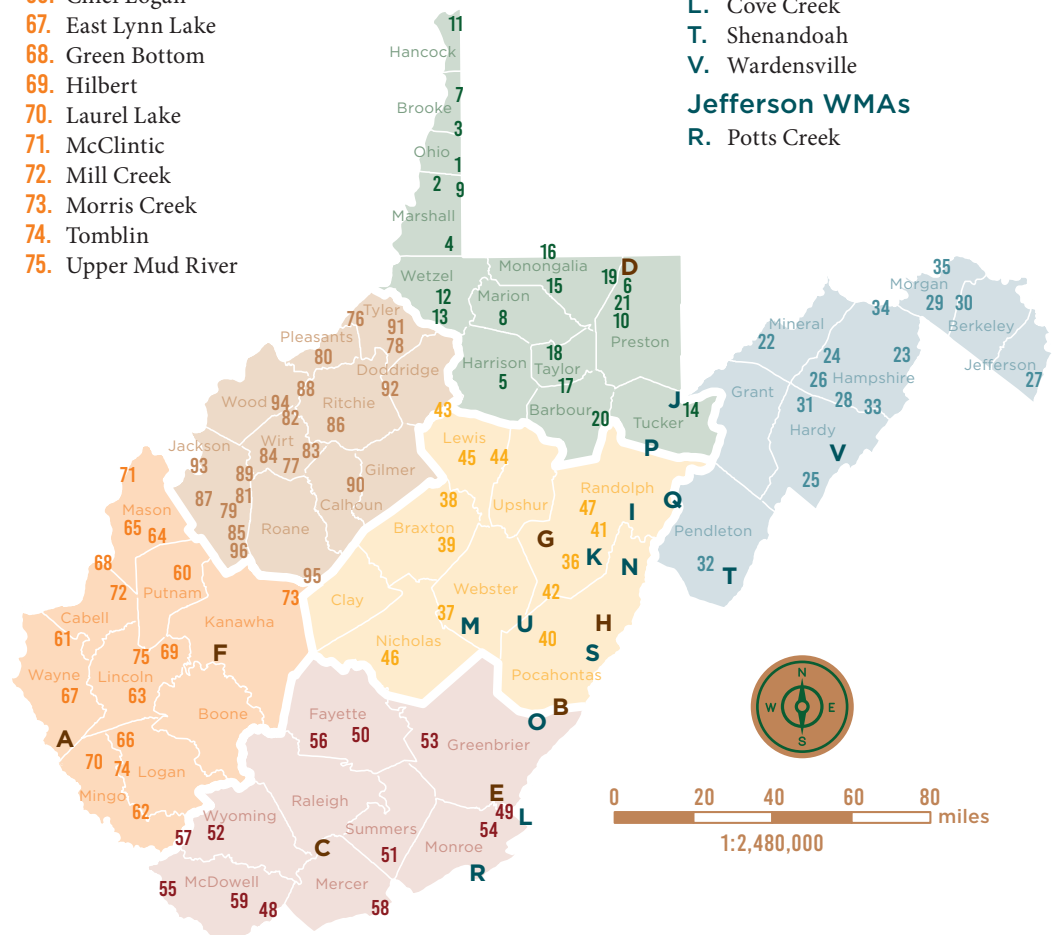


TABLE OF CONTENTS

- Administration.....2**
 - Human Resources.....3
 - Fleet Management.....3
 - Property and Procurement.....3
 - Information and Technology Resources.....3
 - Customer Relations4
 - Hunting and Fishing License Sales5
 - Budget and Fiscal Services9
 - Statement of Disbursements.....10
 - Combining Statement of Revenues, Disbursements and Changes in Cash Balances.....15

- Office of Land and Streams.....32**
 - Overview33
 - Lands of the Division of Natural Resources.....33
 - Land Acquisition.....34
 - Oil and Gas Leasing.....35
 - River and Stream Management.....35

- Law Enforcement 36**
 - Law Enforcement Program37
 - Officer Training 38
 - Hunter Education Program.....38
 - Boating Safety Program.....39
 - Whitewater Enforcement Program39
 - The License/Privilege Revocation System 40
 - Law Enforcement Activity.....41
 - Prosecutions.....43


- Parks and Recreation 51**
 - Overview52
 - General Information53
 - Finances55
 - Individual Area and Section Activity Reports57

- Planning, Engineering and Maintenance..... 66**
 - Overview 67
 - Substantially Complete Projects..... 67
 - Construction and Design Projects..... 68

- Wildlife Resources 69**
 - Operations Unit70
 - Game Management Unit75
 - Fish Management Unit.....79
 - Wildlife Diversity Unit 84

- Index.....88**

WEST VIRGINIA
DNR
ADMINISTRATION
Scott H. Kline, *Chief*



The Administration Section provides services to all Division of Natural Resources offices in the areas of budgeting, accounting, investments, staffing, payroll, employee relations, employee benefits, workforce development, procurement, property management and control, fleet management, general services, computer application development and maintenance, customer relations, and hunting and fishing license sales. It also publishes *Wonderful West Virginia* magazine.

This section is composed of seven major units: Office of the Chief, Budget and Fiscal Services, Customer Relations, Fleet Management, Human Resources, Property and Procurement, and Information and Technology Resources.



Human Resources

The Human Resources office is composed of ten staff members working within three primary areas: Employee Relations, Workforce Development, and Employment Services. During FY2020, the Human Resources' office processed 123 job postings through the Division of Personnel for full-time positions, 801 new hires (72 permanent and 729 temporary), 24 resignations, 19 retirements, 74 Workers' Compensation claims, and 386 Unemployment claims.

Fleet Management

The Fleet Management office is managed by the Fleet Coordinator who oversees all administrative tasks pertaining to agency-owned vehicles (cars, trucks, boats, ATVs, UTVs, and utility trailers). These tasks include fuel and maintenance management, titles and registration, inventory management, insurance, reimbursements of sold vehicles, and driver safety training. During FY2020, the agency retired 24 vehicles and purchased 31 vehicles. Seven vehicles were fleet additions used for fish stocking by the Wildlife Resources Section. The agency received \$53,001.50 in reimbursements from vehicles that were sold. Under the direction of the Fleet Management office, the agency received 100% compliance for the 2020 Driver Safety Training program.

Property and Procurement

The Property and Procurement office is composed of eleven staff members, including six District Radio Operators. The Property and Procurement staff are responsible for the procurement of commodities and services for the entire agency. During FY2020, the office processed 504 added fixed property assets, retired 420 fixed assets, completed 1,739 Agency Delivery Orders, 15 new Agency Master Agreements, and issued 133 change orders and modifications. A total of 258 new contracts were awarded consisting of:

Contracts less than \$15,000.....	82
Contracts \$15,000 - \$25,000.....	29
Contracts over \$25,000.....	147

Information and Technology Resources

The Information and Technology Resources office is composed of one full-time staff member. The office performs IT support services, technology planning, project management, and database and document services. This technical component of the Administration Section is charged with supporting business operations by utilizing and improving available technology.

SERVICE HITS PER WEBSITES:

WVdnr.gov	3,771,352
State Parks	13,513,176
Wonderful West Virginia Magazine.....	28,650
SharePoint.....	149,763

ADMINISTRATION

Customer Relations

Customer Relations consists of the Hunting and Fishing License unit, the *Wonderful West Virginia* magazine staff, and front desk operations at the South Charleston Office with a total of nine staff members.

Wonderful West Virginia magazine is an official publication of the West Virginia Division of Natural Resources. In FY 2020, the average number of copies mailed each month to individual subscribers was 17,759. In addition, an average of 1,819 copies were distributed each month to paid bulk subscribers such as governmental agencies, chambers of commerce, hotels, real estate firms, State Park gift shops, and other newsstand distributors.

The Hunting and Fishing License Unit is responsible for administering all aspects of the hunting and fishing license operations. In calendar year 2019, there were 824,830 license privileges sold, resulting in license revenue of \$14,326,428. The new electronic licensing system (ELS) went live January 1, 2015, marking 2019 as the fifth year for the sale of 100 percent of hunting and fishing licenses by electronic means.



TOTAL LICENSE SALES

Hunting and Fishing License Sales by Residency and Class - Calendar Year 2019

Resident				
CLASS	DESCRIPTION	PRICE	NUMBER	AMOUNT
A	Hunting and Trapping	\$ 19.00	12,724	\$ 241,756.00
AH	Apprentice Hunting & Trapping	\$ 19.00	745	\$ 14,155.00
AHJ**	Apprentice Junior Hunting & Trapping	\$ 11.00	1,927	\$ 21,197.00
B	Fishing	\$ 19.00	76,076	\$ 1,445,444.00
L	5-Day Fishing	\$ 8.00	2,207	\$ 17,656.00
N	Antlerless Deer Hunting	\$ 10.00	55,837	\$ 558,370.00
BG	Big Game	\$ 10.00	3,335	\$ 33,350.00
RG	Additional Deer - Firearms	\$ 21.00	20,193	\$ 424,053.00
RB	Additional Deer - Archery	\$ 21.00	16,081	\$ 337,701.00
RM	Additional Deer - Muzzleloader	\$ 16.00	1,336	\$ 21,376.00
X*	Sportsman Hunting/Trapping/Fishing	\$ 30.00	88,548	\$ 2,656,440.00
XJ**	Junior Sportsman Hunting/Trapping/Fishing	\$ 11.00	5,658	\$ 62,238.00
A-1	Small Arms Hunting	\$ 8.00	5,461	\$ 43,688.00
DS	Bear Damage Stamp	\$ 10.00	25,466	\$ 254,660.00
O	Trout Fishing	\$ 10.00	95,303	\$ 953,030.00
CS***	Conservation Stamp	\$ 5.00	183,172	\$ 915,860.00
Resident Subtotal			594,069	\$ 8,000,974.00

*The listed price of X (\$30) does not include the price of the CS (\$5). Total price of X is \$35.

**The listed price of XJ & AHJ (\$11) does not include the price of the CS (\$5). Total price of XJ & AHJ is \$16.

***CS includes the CS stamps sold on X , XJ and AHJ licenses.

Non-resident				
CLASS	DESCRIPTION	PRICE	NUMBER	AMOUNT
I	National Forest Hunting/Trapping/Fishing	\$ 2.00	19,389	\$ 38,778.00
E	Non-resident Hunting/Trapping	\$ 119.00	25,137	\$ 2,991,303.00
EE	Non-resident Bear Hunting	\$ 162.00	1,921	\$ 311,202.00
AAH	Non-resident Apprentice Hunting & Trapping	\$ 119.00	287	\$ 34,153.00
AAHJ	Non-resident Apprentice Junior Hunting & Trapping	\$ 16.00	543	\$ 8,688.00
F	Non-resident Fishing	\$ 37.00	15,154	\$ 560,698.00
H	Non-resident Small Game Hunting - 6 day	\$ 27.00	757	\$ 20,439.00
LL	Non-resident Fishing - 1 day	\$ 3.00	50,033	\$ 150,099.00
NN	Non-resident Antlerless Deer	\$ 27.00	13,899	\$ 375,273.00
RRG	Non-resident Additional Deer - Firearms	\$ 43.00	4,280	\$ 184,040.00
RRB	Non-resident Additional Deer - Archery	\$ 37.00	2,294	\$ 84,878.00
RRM	Non-resident Additional Deer - Muzzleloader	\$ 37.00	184	\$ 6,808.00
UU	Non-resident Archery Deer	\$ 32.00	7,706	\$ 246,592.00
VV	Non-resident Muzzleloader Deer	\$ 32.00	1,443	\$ 46,176.00
WW	Non-resident Turkey	\$ 32.00	4,330	\$ 138,560.00
XXJ	Non-resident Junior Sportsman	\$ 16.00	1,634	\$ 26,144.00
A-1	Small Arms Hunting	\$ 8.00	780	\$ 6,240.00
DS-EE	Bear Damage Stamp	\$ 10.00	1,913	\$ 19,130.00
OO	Trout Fishing	\$ 16.00	17,381	\$ 278,096.00
J	Small Game Shooting Preserve Hunting - 6 day	\$ 10.00	1,297	\$ 12,970.00
CS/LE	Non-resident Conservation / Law Enforcement	\$ 13.00	60,399	\$ 785,187.00
Resident Subtotal			230,761	\$ 6,325,454.00

Grand Total Resident + Non-resident Sales

824,830 **\$ 14,326,428.00**

ADMINISTRATION

GOWILD! ONLINE LICENSE SALES

Hunting and Fishing License Sales by Residency and Class - Calendar Year 2019

Resident				
CLASS	DESCRIPTION	PRICE	NUMBER	AMOUNT
A	Hunting and Trapping	\$ 19.00	3,532	\$ 67,108.00
AH	Apprentice Hunting & Trapping	\$ 19.00	464	\$ 8,816.00
AHJ**	Apprentice Junior Hunting & Trapping	\$ 11.00	737	\$ 8,107.00
B	Fishing	\$ 19.00	20,147	\$ 382,793.00
L	5-Day Fishing	\$ 8.00	1,075	\$ 8,600.00
N	Antlerless Deer Hunting	\$ 10.00	24,095	\$ 240,950.00
BG	Big Game	\$ 10.00	1,140	\$ 11,400.00
RG	Additional Deer - Firearms	\$ 21.00	8,408	\$ 176,568.00
RB	Additional Deer - Archery	\$ 21.00	7,574	\$ 159,054.00
RM	Additional Deer - Muzzleloader	\$ 16.00	787	\$ 12,592.00
X*	Sportsman Hunting/Trapping/Fishing	\$ 30.00	35,702	\$ 1,071,060.00
XJ**	Junior Sportsman Hunting/Trapping/Fishing	\$ 11.00	2,078	\$ 22,858.00
A-1	Small Arms Hunting	\$ 8.00	2,480	\$ 19,840.00
DS	Bear Damage Stamp	\$ 10.00	11,992	\$ 119,920.00
O	Trout Fishing	\$ 10.00	31,760	\$ 317,600.00
CS***	Conservation Stamp	\$ 5.00	62,097	\$ 310,485.00
Resident Subtotal			214,068	\$ 2,937,751.00

*The listed price of X (\$30) does not include the price of the CS (\$5). Total price of X is \$35.

**The listed price of XJ & AHJ (\$11) does not include the price of the CS (\$5). Total price of XJ & AHJ is \$16.

***CS includes the CS stamps sold on X , XJ and AHJ licenses.

Non-resident				
CLASS	DESCRIPTION	PRICE	NUMBER	AMOUNT
I	National Forest Hunting/Trapping/Fishing	\$ 2.00	10,934	\$ 21,868.00
E	Non-resident Hunting/Trapping	\$ 119.00	15,707	\$ 1,869,133.00
EE	Non-resident Bear Hunting	\$ 162.00	1,283	\$ 207,846.00
AAH	Non-resident Apprentice Hunting & Trapping	\$ 119.00	202	\$ 24,038.00
AAHJ	Non-resident Apprentice Junior Hunting & Trapping	\$ 16.00	341	\$ 5,456.00
F	Non-resident Fishing	\$ 37.00	7,353	\$ 272,061.00
H	Non-resident Small Game Hunting - 6 day	\$ 27.00	571	\$ 15,417.00
LL	Non-resident Fishing - 1 day	\$ 3.00	21,118	\$ 63,354.00
NN	Non-resident Antlerless Deer	\$ 27.00	8,915	\$ 240,705.00
RRG	Non-resident Additional Deer - Firearms	\$ 43.00	2,741	\$ 117,863.00
RRB	Non-resident Additional Deer - Archery	\$ 37.00	1,856	\$ 68,672.00
RRM	Non-resident Additional Deer - Muzzleloader	\$ 37.00	151	\$ 5,587.00
UU	Non-resident Archery Deer	\$ 32.00	5,296	\$ 169,472.00
VV	Non-resident Muzzleloader Deer	\$ 32.00	950	\$ 30,400.00
WW	Non-resident Turkey	\$ 32.00	2,865	\$ 91,680.00
XXJ	Non-resident Junior Sportsman	\$ 16.00	1,181	\$ 18,896.00
A-1	Small Arms Hunting	\$ 8.00	354	\$ 2,832.00
DS-EE	Bear Damage Stamp	\$ 10.00	1,281	\$ 12,810.00
OO	Trout Fishing	\$ 16.00	8,377	\$ 134,032.00
J	Small Game Shooting Preserve Hunting - 6 day	\$ 10.00	1,263	\$ 12,630.00
CS/LE	Non-resident Conservation / Law Enforcement	\$ 13.00	32,313	\$ 420,069.00
Resident Subtotal			125,052	\$ 3,804,821.00

Grand Total Resident + Non-resident Sales	339,120	\$ 6,742,572.00
--	----------------	------------------------

APS LICENSE SALES

Hunting and Fishing License Sales by Residency and Class - Calendar Year 2019

Resident				
CLASS	DESCRIPTION	PRICE	NUMBER	AMOUNT
A	Hunting and Trapping	\$ 19.00	9,192	\$ 174,648.00
AH	Apprentice Hunting & Trapping	\$ 19.00	281	\$ 5,339.00
AHJ**	Apprentice Junior Hunting & Trapping	\$ 11.00	1,190	\$ 13,090.00
B	Fishing	\$ 19.00	55,929	\$ 1,062,651.00
L	5-Day Fishing	\$ 8.00	1,132	\$ 9,056.00
N	Antlerless Deer Hunting	\$ 10.00	31,742	\$ 317,420.00
BG	Big Game	\$ 10.00	2,195	\$ 21,950.00
RG	Additional Deer - Firearms	\$ 21.00	11,785	\$ 247,485.00
RB	Additional Deer - Archery	\$ 21.00	8,507	\$ 178,647.00
RM	Additional Deer - Muzzleloader	\$ 16.00	549	\$ 8,784.00
X*	Sportsman Hunting/Trapping/Fishing	\$ 30.00	52,846	\$ 1,585,380.00
XJ**	Junior Sportsman Hunting/Trapping/Fishing	\$ 11.00	3,580	\$ 39,380.00
A-1	Small Arms Hunting	\$ 8.00	2,981	\$ 23,848.00
DS	Bear Damage Stamp	\$ 10.00	13,474	\$ 134,740.00
O	Trout Fishing	\$ 10.00	63,543	\$ 635,430.00
CS***	Conservation Stamp	\$ 5.00	121,075	\$ 605,375.00
Resident Subtotal			380,001	\$ 5,063,223.00

*The listed price of X (\$30) does not include the price of the CS (\$5). Total price of X is \$35.

**The listed price of XJ & AHJ (\$11) does not include the price of the CS (\$5). Total price of XJ & AHJ is \$16.

***CS includes the CS stamps sold on X , XJ and AHJ licenses.

Non-resident				
CLASS	DESCRIPTION	PRICE	NUMBER	AMOUNT
I	National Forest Hunting/Trapping/Fishing	\$ 2.00	8,455	\$ 16,910.00
E	Non-resident Hunting/Trapping	\$ 119.00	9,430	\$ 1,122,170.00
EE	Non-resident Bear Hunting	\$ 162.00	638	\$ 103,356.00
AAH	Non-resident Apprentice Hunting & Trapping	\$ 119.00	85	\$ 10,115.00
AAHJ	Non-resident Apprentice Junior Hunting & Trapping	\$ 16.00	202	\$ 3,232.00
F	Non-resident Fishing	\$ 37.00	7,801	\$ 288,637.00
H	Non-resident Small Game Hunting - 6 day	\$ 27.00	186	\$ 5,022.00
LL	Non-resident Fishing - 1 day	\$ 3.00	28,915	\$ 86,745.00
NN	Non-resident Antlerless Deer	\$ 27.00	4,984	\$ 134,568.00
RRG	Non-resident Additional Deer - Firearms	\$ 43.00	1,539	\$ 66,177.00
RRB	Non-resident Additional Deer - Archery	\$ 37.00	438	\$ 16,206.00
RRM	Non-resident Additional Deer - Muzzleloader	\$ 37.00	33	\$ 1,221.00
UU	Non-resident Archery Deer	\$ 32.00	2,410	\$ 77,120.00
VV	Non-resident Muzzleloader Deer	\$ 32.00	493	\$ 15,776.00
WW	Non-resident Turkey	\$ 32.00	1,465	\$ 46,880.00
XXJ	Non-resident Junior Sportsman	\$ 16.00	453	\$ 7,248.00
A-1	Small Arms Hunting	\$ 8.00	426	\$ 3,408.00
DS-EE	Bear Damage Stamp	\$ 10.00	632	\$ 6,320.00
OO	Trout Fishing	\$ 16.00	9,004	\$ 144,064.00
J	Small Game Shooting Preserve Hunting - 6 day	\$ 10.00	34	\$ 340.00
CS/LE	Non-resident Conservation / Law Enforcement	\$ 13.00	28,086	\$ 365,118.00
Resident Subtotal			105,709	\$ 2,520,633.00

Grand Total Resident + Non-resident Sales

485,710 **\$ 7,583,856.00**

ADMINISTRATION

LIFETIME LICENSE SALES

Hunting and Fishing License Sales by Class - Calendar Year 2019

Adult				
CLASS	DESCRIPTION	PRICE	NUMBER	AMOUNT
A-L	Hunting and Trapping	\$ 782.00	3	\$ 2,346.00
AB-L	Hunting, Trapping, and Fishing	\$ 805.00	315	\$ 253,575.00
A-1-L	Small Arms Hunting	\$ 75.00	48	\$ 3,600.00
B-L	Fishing	\$ 552.00	30	\$ 16,560.00
O-L	Trout	\$ 230.00	144	\$ 33,120.00
Resident Subtotal			540	\$ 309,201.00

Infant				
CLASS	DESCRIPTION	PRICE	NUMBER	AMOUNT
A-L-I	Hunting and Trapping	\$ 391.00	2	\$ 782.00
AB-L-I	Hunting, Trapping, and Fishing	\$ 402.50	1,168	\$ 470,120.00
B-L-I	Fishing	\$ 276.00	21	\$ 5,796.00
O-L-I	Trout	\$ 115.00	506	\$ 58,190.00
Resident Subtotal			1,697	\$ 534,888.00

Senior				
CLASS	DESCRIPTION	PRICE	NUMBER	AMOUNT
XS	Hunting and Trapping	\$ 25.00	6,894	\$ 172,350.00
Resident Subtotal			6,894	\$ 172,350.00

Grand Total Lifetime Sales			9,131	\$ 1,016,439.00
-----------------------------------	--	--	--------------	------------------------



Budget and Fiscal Services

The Budget team is composed of three staff people sharing a position with the Accounts Receivable sub-unit within Fiscal Services. The team prepares all appropriation requests for the agency, develops expenditure schedules and amendments to the fiscal year budget, and monitors all budgeting processes. The team also manages the automated clearing house payment system for federal programs and prepares the Division's indirect cost allocation plan. During legislative sessions, the Budget team coordinates and processes all legislative fiscal notes. During FY 2020, the Budget team processed 634 budget amendments, 48 federal drawdowns for the Wildlife Resources Section, nine federal drawdowns for the Law Enforcement Section, and six spending authority adjustments.

The Fiscal Services team is composed of 11 employees who handle all the payment and revenue processes for the agency, including compliance. Fiscal Services has five sub-units: Accounts Payable, Accounts Receivable, P-Card Management, Financial Reporting, and Internal Auditing. During FY 2020, Fiscal Services processed 49,989 purchasing card transactions, 13,631 invoices, 1,341 travel documents, and conducted numerous field audits.

ADMINISTRATION

Statement of Disbursements - Fiscal Year 2019-2020

ADMINISTRATION SECTION

EXECUTIVE/ADMINISTRATIVE

Consultant Pmts for Capital Asset Proj	\$	19,422.00
Current Expense		445,062.06
Employee Benefits		137,181.65
Equipment		5,510.80
Personal Services		559,039.59
Repairs and Alterations		2,060.42
Wildlife Endowment Fund Transfers		5,173,892.00
WV OPEB Contribution		19,129.17
EXECUTIVE/ADMINISTRATIVE Total	\$	<u>6,361,297.69</u>

BUDGET & FISCAL SERVICES

Current Expense	\$	455,896.38
Employee Benefits		209,507.19
Equipment		89.99
PEIA Reserve Transfer		20,570.91
Personal Services		667,787.24
Repairs and Alterations		406.00
WV OPEB Contribution		26,803.40
BUDGET & FISCAL SERVICES Total	\$	<u>1,381,061.11</u>

GENERAL SERVICES

Building Improvements	\$	4,590.82
Current Expense		274,540.27
Employee Benefits		108,660.06
Personal Services		362,912.38
Repairs and Alterations		13,109.19
WV OPEB Contribution		14,028.00
GENERAL SERVICES Total	\$	<u>777,840.72</u>

STAFFING/PAYROLL

Current Expense	\$	19,471.13
Employee Benefits		143,364.13
Personal Services		470,435.90
WV OPEB Contribution		16,928.00
STAFFING/PAYROLL Total	\$	<u>650,199.16</u>

WONDERFUL WEST VIRGINIA MAGAZINE

Current Expense	\$	347,530.09
Employee Benefits		21,705.46
Personal Services		60,323.77
WV OPEB Contribution		3,360.00
WONDERFUL WEST VIRGINIA MAGAZINE Total	\$	<u>432,919.32</u>

General Revenue Appropriated	\$	2,856,145.99
Special Revenue Non-Appropriated		5,532,951.13
Special Revenue Appropriated		1,117,126.07
Federal Revenue Appropriated		97,094.81
TOTAL ADMINISTRATION	\$	<u><u>9,603,318.00</u></u>

Statement of Disbursements - Fiscal Year 2019-2020

LAW ENFORCEMENT SECTION

Consultant Pmts for Capital Asset Proj	\$	77,688.00		
Current Expense		1,857,139.52		
Employee Benefits		2,207,227.81		
Equipment		482,091.58		
PEIA Reserve Transfer		15,516.10		
Personal Services		7,228,923.13		
Repairs and Alterations		163,831.68		
WV OPEB Contribution		219,088.04		
TOTAL	\$	<u>12,251,505.86</u>		
General Revenue Appropriated	\$		2,698,254.49	
Special Revenue Non-Appropriated			1,938,715.61	
Special Revenue Appropriated			6,364,090.65	
Federal Revenue Appropriated			1,250,445.11	
TOTAL LAW ENFORCEMENT			<u>12,251,505.86</u>	\$

WILDLIFE RESOURCES SECTION

GAME MANAGEMENT			
Building Improvements	\$	1,669.67	
Consultant Pmts for Capital Asset Proj		60,011.29	
Contractor Pmts for Capital Asset Proj		447,521.10	
Current Expense		1,787,686.49	
Employee Benefits		933,916.95	
Equipment		608,968.39	
Land Improvements		32,426.12	
Land Purchases		3,845,000.00	
PEIA Reserve Transfer		152.53	
Personal Services		3,267,264.17	
Repairs and Alterations		525,523.21	
WV OPEB Contribution		105,343.50	
GAME MANAGEMENT Total	\$	<u>11,615,483.42</u>	
CAPITAL IMPROVEMENTS			
Building Improvements	\$	3,329.25	
Capital Improvements		707,930.38	
Contractor Pmts for Capital Asset Proj		421,887.22	
Current Expense		144,987.00	
Employee Benefits		12,935.31	
Personal Services		163,850.31	
Repairs and Alterations		133,781.23	
WV OPEB Contribution		2,016.00	
CAPITAL IMPROVEMENTS Total	\$	<u>1,590,716.70</u>	

ADMINISTRATION

Statement of Disbursements - Fiscal Year 2019-2020

WILDLIFE RESOURCES SECTION

COLD WATER FISH MANAGEMENT		
Consultant Pmts for Capital Asset Proj	\$	553,500.00
Current Expense		1,223,163.27
Employee Benefits		407,396.39
Equipment		300,294.45
Personal Services		1,235,740.48
Repairs and Alterations		97,722.97
WV OPEB Contribution		51,591.00
COLD WATER FISH MANAGEMENT Total	\$	3,869,408.56
WILDLIFE ADMINISTRATION		
Building Improvements	\$	1,446.64
Capital Improvements		96.00
Consultant Pmts for Capital Asset Proj		192,940.23
Contractor Pmts for Capital Asset Proj		2,295,255.82
Current Expense		1,537,388.91
Employee Benefits		236,992.49
Equipment		74,012.40
Land Improvements		13,740.00
Land Purchases		325,342.45
Personal Services		781,398.97
Repairs and Alterations		19,915.70
WV OPEB Contribution		27,892.18
WILDLIFE ADMINISTRATION Total	\$	5,506,421.79
WARM WATER FISH MANAGEMENT		
Building Improvements	\$	3,366.49
Contractor Pmts for Capital Asset Proj		1,584,136.80
Current Expense		1,099,056.43
Employee Benefits		369,762.46
Equipment		33,732.84
Land Improvements		3,555.49
Personal Services		1,222,349.59
Repairs and Alterations		335,184.97
WV OPEB Contribution		45,871.50
WARM WATER FISH MANAGEMENT Total	\$	4,697,016.57
TECHNICAL SUPPORT		
Current Expense	\$	377,656.62
Employee Benefits		180,371.63
Personal Services		473,229.13
Repairs and Alterations		1,833.63
WV OPEB Contribution		19,488.00
TECHNICAL SUPPORT Total	\$	1,052,579.01

Statement of Disbursements - Fiscal Year 2019-2020

WILDLIFE RESOURCES SECTION

SPECIAL PROJECTS			
Current Expense	\$	5,727.74	
Employee Benefits		47,271.64	
Personal Services		168,972.30	
Repairs and Alterations		72,700.19	
WV OPEB Contribution		6,252.13	
SPECIAL PROJECTS Total	\$	<u>300,924.00</u>	
WILDLIFE DIVERSITY			
Current Expense	\$	467,788.97	
Employee Benefits		303,025.25	
PEIA Reserve Transfer		1,089.12	
Personal Services		1,233,483.27	
Repairs and Alterations		6,896.30	
WV OPEB Contribution		34,999.37	
WILDLIFE DIVERSITY Total	\$	<u>2,047,282.28</u>	
HUNTING & FISHING LICENSE UNIT			
Current Expense	\$	316,532.43	
Employee Benefits		59,168.86	
Personal Services		195,387.89	
WV OPEB Contribution		10,080.00	
HUNTING & FISHING LICENSE UNIT Total	\$	<u>581,169.18</u>	
ELKINS OPERATIONS CENTER			
Current Expense	\$	222,936.32	
Employee Benefits		43,066.51	
Equipment		192.87	
Personal Services		102,984.63	
Repairs and Alterations		19,878.04	
WV OPEB Contribution		4,872.00	
ELKINS OPERATIONS CENTER Total	\$	<u>393,930.37</u>	
WEST VIRGINIA WILDLIFE CENTER			
Current Expense	\$	62,589.81	
Employee Benefits		64,258.47	
Personal Services		238,921.29	
Repairs and Alterations		15,983.48	
WV OPEB Contribution		7,392.00	
WEST VIRGINIA WILDLIFE CENTER Total	\$	<u>389,145.05</u>	
General Revenue Appropriated	\$	115,819.43	
Special Revenue Non-Appropriated		9,871,411.51	
Special Revenue Appropriated		7,658,263.72	
Federal Revenue Appropriated		14,398,582.27	
TOTAL WILDLIFE RESOURCES	\$	<u><u>32,044,076.93</u></u>	

ADMINISTRATION

Statement of Disbursements - Fiscal Year 2019-2020

PARKS & RECREATION SECTION

PARKS & RECREATION

Bank Costs	\$	433,712.97
Building Improvements		18,984.41
Consultant Pmts for Capital Asset Proj		481,041.45
Contractor Pmts for Capital Asset Proj		2,387,516.46
Current Expense		15,358,138.11
Employee Benefits		5,520,110.92
Equipment		213,206.21
Land Improvements		25,861.56
Park Endowment Fund Transfer		3,258,229.43
PEIA Reserve Transfer		110,007.19
Personal Services		20,964,507.65
Remittance of Taxes		673,100.32
Repairs and Alterations		2,258,818.55
WV OPEB Contribution		657,761.77
TOTAL PARKS & RECREATION	\$	<u>52,359,947.00</u>

General Revenue Appropriated	\$	18,294,526.77
Special Revenue Non-Appropriated		30,252,869.37
Special Revenue Appropriated		3,812,550.86
Federal Revenue Appropriated		-
TOTAL PARKS & RECREATION	\$	<u>52,359,947.00</u>

SPECIAL PROGRAMS & SERVICES SECTION

OFFICE OF LANDS & STREAMS

Capital Improvements	\$	103,340.97
Consultant Pmts for Capital Asset Proj		56,727.05
Current Expense		156,087.65
Employee Benefits		37,070.26
Equipment		4,634.13
PEIA Reserve Transfer		1,563.15
Personal Services		148,497.02
WV OPEB Contribution		8,341.30
SPECIAL PROGRAMS & SERVICES Total	\$	<u>516,261.53</u>

General Revenue Appropriated	\$	-
Special Revenue Non-Appropriated		15,423.56
Special Revenue Appropriated		500,837.97
Federal Revenue Appropriated		-
TOTAL SPECIAL PROGRAMS & SERVICES	\$	<u>516,261.53</u>

Grand Total General Revenue Appropriated	\$	23,964,746.68
Grand Total Special Revenue Non-Appropriated		47,611,371.18
Grand Total Special Revenue Appropriated		19,452,869.27
Grand Total Federal Revenue Appropriated		15,746,122.19
GRAND TOTAL DISBURSEMENTS	\$	<u>106,775,109.32</u>

Combining Statement of Revenues, Disbursements and Changes in Cash Balances Fiscal Year 2019-2020

Appropriated Funds

GENERAL FUND (0265)

Appropriated Fund - No Cash Balance

Disbursements

Personal Services	\$	(14,614,097.87)	
Employee Benefits		(4,496,597.93)	
Current Expense		(734,855.38)	
Repairs and Alterations		(2,378,199.80)	
Equipment		(63,622.70)	
Contractor Pmts for Capital Asset Proj		(923,740.65)	
Consultant Pmts for Capital Asset Proj		(6,816.00)	
PEIA Reserve Transfer		(118,239.40)	
WV OPEB Contribution		(583,730.98)	
Land Improvements		(25,861.56)	
Building Improvements		(18,984.41)	
Total Disbursements			\$ (23,964,746.68)

SPECIAL REVENUE LICENSE FUND (3200)

Cash Balance July 1, 2019	\$	354,869.81	
Investment Balance July 1, 2019		8,523,641.07	
BEGINNING FUND BALANCE	\$		\$ 8,878,510.88

Receipts

Animal Replacement Costs	\$	24,781.73	
Hunting & Fishing Licenses and Stamps		10,793,939.50	
Investment Earnings		159,438.37	
Miscellaneous Permits and License		5,027.50	
Miscellaneous Collections		3,193.96	
Surplus Property Sale		24,927.31	
Fund Transfers		3,782,472.00	
Contract Reimbursement		187,621.00	
Insurance Claim		6,868.49	
			\$ 14,988,269.86

Disbursements

Personal Services	\$	(6,043,861.60)	
Employee Benefits		(1,883,853.76)	
Current Expense		(3,864,387.12)	
Repairs and Alterations		(812,757.75)	
Equipment		(190,388.82)	
Building Improvements		(11,771.35)	
Land Improvements		(3,881.61)	
2019 Capital Improvements		(811,367.35)	
Contractor Pmts for Capital Asset Proj		(35,842.50)	
Consultant Pmts for Capital Asset Proj		(174,798.00)	
WV OPEB Contribution		(216,466.76)	
			\$ (14,049,376.62)

ENDING FUND BALANCE

Less - Investment Balance June 30, 2020			\$ 9,817,404.12
Cash Balance June 30, 2020			\$ (8,808,468.68)
			\$ 1,008,935.44

ADMINISTRATION

Combining Statement of Revenues, Disbursements and Changes in Cash Balances Fiscal Year 2019-2020

Appropriated Funds

GAME, FISH AND AQUATIC LIFE FUND (3202)

Cash Balance July 1, 2019		\$	600.96
Investment Balance July 1, 2019			617,931.01
BEGINNING FUND BALANCE		\$	<u>618,531.97</u>
Receipts			
Investment Earnings	\$	11,193.38	
Fish Kill Reimbursement		<u>45,841.18</u>	
			\$ 57,034.56
Disbursements			
Current Expense		<u>(61,370.93)</u>	
			<u>(61,370.93)</u>
ENDING FUND BALANCE			<u>614,195.60</u>
Less - Investment Balance June 30, 2020			<u>(594,124.39)</u>
Cash Balance June 30, 2020		\$	<u><u>20,071.21</u></u>

WILDLIFE DIVERSITY FUND (3203)

Cash Balance July 1, 2019		\$	85,339.08
Investment Balance July 1, 2019			1,552,272.06
BEGINNING FUND BALANCE		\$	<u>1,637,611.14</u>
Receipts			
Investment Earnings	\$	29,085.99	
Miscellaneous Collections		130.75	
Sale of Booklets		447.00	
Sale of Wildlife Calendars		97,159.44	
Sale of Wildlife License Plates		233,610.50	
Special Events		1,015.20	
Gifts, Grants & Donations		<u>59.67</u>	
			\$ 361,508.55
Disbursements			
Personal Services	\$	(347,961.81)	
Employee Benefits		(46,411.35)	
Current Expense		(121,708.47)	
WV OPEB Contribution		<u>(3,444.00)</u>	
			\$ <u>(519,525.63)</u>
ENDING FUND BALANCE			<u>1,479,594.06</u>
Less - Investment Balance June 30, 2020			<u>(1,449,598.05)</u>
Cash Balance June 30, 2020		\$	<u><u>29,996.01</u></u>

Combining Statement of Revenues, Disbursements and Changes in Cash Balances Fiscal Year 2019-2020

Appropriated Funds

USE & DEVELOPMENT FUND - PUBLIC LAND CORPORATION (3205)

Cash Balance July 1, 2019		\$	7,052,414.93
Receipts			
Channel Changes	\$	600.00	
DOCKING FACILITIES		10,200.00	
Low Water Fords		37,300.00	
Low Water Level Bridges		81,000.00	
Miscellaneous Collections		150.00	
Permits		52,254.71	
Pipeline Permits		434,594.50	
Right of Way		125,160.00	
Sand/Gravel ATE Management		3,600.00	
Oil and Gas Royalties		1,910.65	
Oil & Gas Leases		7,584.27	
Sand and Gravel Royalties		104,240.00	
Stream Restoration		5,500.00	
Structures		624,000.00	
Subterranean Cable Permit Renewal		50,775.00	
Water Intake Supply System		5,100.00	
			\$ 1,543,969.13
Disbursements			
Personal Services	\$	(148,497.02)	
Employee Benefits		(37,070.26)	
Current Expense		(140,664.09)	
Equipment		(4,634.13)	
PEIA Reserve Transfer		(1,563.15)	
WV OPEB Contribution		(4,309.30)	
Consultant Pmts for Capital Asset Proj		(56,727.05)	
			(393,465.00)
Cash Balance June 30, 2020			\$ 8,202,919.06

PARKS AND RECREATION ENDOWMENT FUND (3211)

Cash Balance July 1, 2019		\$	-
Investment Balance July 1, 2019			-
BEGINNING FUND BALANCE		\$	-
Receipts			
Investment Earnings	\$	4,766.68	
Royalty Payment Marcellus Gas Drilling		3,774,844.75	
Gas Royalties		82.28	
			\$ 3,779,693.71
Disbursements			
Current Expense		-	
			\$ -
ENDING FUND BALANCE			3,779,693.71
Less - Investment Balance June 30, 2020			(3,637,023.27)
Cash Balance June 30, 2020		\$	142,670.44

ADMINISTRATION

Combining Statement of Revenues, Disbursements and Changes in Cash Balances Fiscal Year 2019-2020

Appropriated Funds

WHITEWATER STUDY AND IMPROVEMENT FUND (3253)

Cash Balance July 1, 2019		\$	3,493.49
Investment Balance July 1, 2019			114,586.64
BEGINNING FUND BALANCE		\$	<u>118,080.13</u>
Receipts			
Investment Earnings	\$	2,165.09	
Miscellaneous Collections		14,255.50	
Study and Improvement Fees		5,338.07	
Whitewater Stocking Study Fee-Gauley River		<u>31,731.00</u>	
			\$ 53,489.66
Disbursements			
Personal Services	\$	(28,422.76)	
Employee Benefits		(14,670.62)	
Current Expense		(2,825.05)	
PEIA Reserve Transfer		(283.80)	
WV OPEB Contribution		<u>(2,016.00)</u>	
			(48,218.23)
ENDING FUND BALANCE		\$	<u>123,351.56</u>
Less - Investment Balance June 30, 2020			(118,751.73)
Cash Balance June 30, 2020		\$	<u><u>4,599.83</u></u>

DIVISION OF NATURAL RESOURCES LOTTERY FUND (3267)

Cash Balance July 1, 2019		\$	1,592,074.61
Receipts			
Lottery Transfers	\$	3,443,151.00	
Miscellaneous Collections		<u>27.68</u>	
			\$ 3,443,178.68
Disbursements			
Personal Services	\$	(1,877,823.93)	
Employee Benefits		(621,685.24)	
Current Expense		(526,994.93)	
PEIA Reserve Transfer		(15,472.65)	
Repairs and Alterations		(3,985.66)	
WV OPEB Contribution		<u>(85,451.50)</u>	
			(3,131,413.91)
Cash Balance June 30, 2020		\$	<u><u>1,903,839.38</u></u>

Combining Statement of Revenues, Disbursements and Changes in Cash Balances Fiscal Year 2019-2020

Appropriated Funds

STATE PARK IMPROVEMENT FUND (3277)			
Cash Balance July 1, 2019		\$	9,614,326.34
BEGINNING FUND BALANCE			
Receipts			
Lottery Transfers	\$	1,211,469.86	
Surplus Property Sale		4,693.70	
			\$ 1,216,163.56
Disbursements			
Current Expense	\$	(365,439.18)	
Repairs and Alterations		260,805.19	
Equipment		(1,050.00)	
Contractor Pmts for Capital Asset Proj		(726,649.59)	
Consultant Pmts for Capital Asset Proj		(417,165.37)	
			(1,249,498.95)
Cash Balance June 30, 2020		\$	9,580,990.95



ADMINISTRATION

Combining Statement of Revenues, Disbursements and Changes in Cash Balances Fiscal Year 2019-2020

Appropriated Funds

CONSOLIDATED FEDERAL FUND (8707)

Cash Balance July 1, 2019		\$	479,632.85	
Investment Balance July 1, 2019			9,363,215.12	
BEGINNING FUND BALANCE		\$	<u>9,842,847.97</u>	
Receipts				
Law Enforcement				
Boating Safety	\$	613,580.00		
Duplicate Boat Safety Cards		430.00		
Hunter Safety Replacement Cards		8,280.00		
Hunter Safety		693,827.48		
Surplus Property Sale		8,650.50	\$	<u>1,324,767.98</u>
Wildlife Resources				
Aquatic Outreach Program		8,870.17		
Avian & Mammal Surveys		157,090.28		
Boating Access Administration		517,147.88		
Boating Access Grant		35,270.74		
District Wildlife Management		2,818,707.13		
Endangered Animals		98,193.68		
Enhancing Fishery Opportunity Program		343,004.93		
Elk West Virginia		141,750.00		
Evaluated Working Lands for Wildlife Program		62,267.64		
Fish Habitat Enhancement		56,793.18		
Fish Hatchery Operations		2,621,184.78		
Fish and Wildlife Coordination		269,327.56		
Investment Earnings		138,177.69		
Land Purchase		3,825,000.00		
Miscellaneous Collections		283.48		
NRCS Watershed at Cherry River		30,013.05		
Participation in Regional Conservation Needs		11,234.97		
State Wildlife Grant		535,000.00		
USDA Monongahela Nat Forest Botanical Surveys		35,446.61		
USDA Monongahela Nat. Forest Schools Road		29,730.78		
USDP AG NRCS Wildlife Habt Inc		26,642.23		
White Nose Syndrome Bat		17,235.94		
Wetlands Development Grant		225,452.94		
Wildlife Research		<u>1,336,569.68</u>	\$	<u>13,340,395.34</u>
			\$	14,665,163.32
Disbursements				
Personal Services	\$	(4,444,750.77)		
Employee Benefits		(1,263,569.06)		
Current Expense		(4,069,200.56)		
Repairs and Alterations		(191,722.68)		
Equipment		(841,187.30)		
Contractor Pmts for Capital Asset Proj		(421,887.22)		
Consultant Pmts for Capital Asset Proj		(553,500.00)		
Land Purchases		(3,825,000.00)		
WV OPEB Contribution		<u>(135,304.60)</u>		
				<u>(15,746,122.19)</u>
ENDING FUND BALANCE			\$	<u>8,761,889.10</u>
Less - Investment Balance June 30, 2020				<u>(6,240,292.04)</u>
Cash Balance June 30, 2020			\$	<u><u>2,521,597.06</u></u>

Combining Statement of Revenues, Disbursements and Changes in Cash Balances Fiscal Year 2019-2020

Non-appropriated Funds

LAW ENFORCEMENT PROGRAM FUND (3204)

Cash Balance July 1, 2019		\$	185,782.42
Investment Balance July 1, 2019			4,807,894.63
BEGINNING FUND BALANCE		\$	<u>4,993,677.05</u>
Receipts			
Boating Under Influence Grant	\$	10,000.00	
Hatfield McCoy Trail Patrol Reimbursement		407,878.99	
Firearm Auction Proceeds		4,383.08	
Fund Transfers		378,196.00	
Investment Earnings		89,069.11	
License Reinstatement Fee		4,650.00	
Miscellaneous Collections		825.00	
Miscellaneous Permits		5,741.50	
Motorboat Licenses		399,365.54	
Surplus Property Sale		1,860.00	
Tipping Fees		569,377.77	
Vehicle Reimbursement		35,172.11	
Whitewater Rafting Licenses		30,500.00	
			<u>1,937,019.10</u>
Disbursements			
Personal Services	\$	(1,036,612.50)	
Employee Benefits		(355,861.35)	
Current Expense		(72,197.04)	
Repairs and Alterations		(5,958.86)	
WV OPEB Contribution		(37,112.75)	
			<u>(1,507,742.50)</u>
ENDING FUND BALANCE		\$	<u>5,422,953.65</u>
Less - Investment Balance June 30, 2020			<u>(5,064,466.74)</u>
Cash Balance June 30, 2020		\$	<u><u>358,486.91</u></u>

LAW ENFORCEMENT CONTRACTS (3208)

Cash Balance July 1, 2019		\$	6,764.15
Receipts			
Hinton Boat Race Patrol		-	
			<u>-</u>
Disbursements			
Current Expense		(874.15)	
			<u>(874.15)</u>
Cash Balance June 30, 2020		\$	<u><u>5,890.00</u></u>

ADMINISTRATION

Combining Statement of Revenues, Disbursements and Changes in Cash Balances Fiscal Year 2019-2020

Non-appropriated Funds

WILDLIFE ENDOWMENT FUND (3224)

Cash Balance July 1, 2019		\$	1,207.50
Investment Balance July 1, 2019			62,270,200.20
BEGINNING FUND BALANCE		\$	62,271,407.70
Receipts			
Investment Earnings	\$	2,500,522.83	
Lifetime Hunting & Fishing License		786,662.50	
Miscellaneous Collections		-	
Right-of-Way		82,933.90	
			\$ 3,370,119.23
Disbursements			
Fund Transfers	\$	(5,173,892.00)	
Current Expense		(15.00)	
			(5,173,907.00)
ENDING FUND BALANCE		\$	60,467,619.93
Less - Investment Balance June 30, 2020			(60,463,824.93)
Cash Balance June 30, 2020		\$	3,795.00

WILDLIFE RESOURCES-RECREATION FUND (3227)

Cash Balance July 1, 2019		\$	111,901.10
Investment Balance July 1, 2019			38,660,045.09
BEGINNING FUND BALANCE		\$	38,771,946.19
Receipts			
AML DEP Subgrant Wildlife	\$	64,500.00	
Allegheny Power Lease Agreements Payments		68,000.00	
Bonus Payment Marcellus Gas Drilling		686,218.50	
Campsite Rentals		22,831.42	
Entrance Fees		67,416.63	
Fish Promotion and Research		280,906.73	
Fund Transfers		885,416.00	
Gas Royalties		83,935.53	
Gift Shop Sales		4,122.40	
Gifts & Bequests		56,486.04	
Gifts, Grants & Donations		2,752.50	
Go-Wild Hunting & Fishing License Issuance Fee		257,310.00	
Grant Award		3,795.60	
Habitat Land Inquiries		13,300.00	
Hunters Helping the Hungry		10,598.00	
Information Retrieval		22,800.00	
Investment Earnings		693,400.58	
Leases		8,000.00	
Limestone Treatment Donation		9,920.22	
McCausland WMA-Annual Farm Rental		18,657.66	
Miscellaneous Collections		9,817.07	
Mitigation Wildlife		181,688.33	
Picnic Shelter Fees		792.48	
Rights-of-Way		28,246.69	

Combining Statement of Revenues, Disbursements and Changes in Cash Balances Fiscal Year 2019-2020

Non-appropriated Funds

WILDLIFE RESOURCES-RECREATION FUND (3227)

Royalty Payment Marcellus Gas Drilling	4,689,961.62	
Scientific Collection Permit	37,525.00	
Surface Damages	182,135.70	
Surplus Property Sales	4,652.50	
Timber Sales	752,815.22	
Tri-State River Products	206,198.00	
Wheelage Fees	246.95	
Wildlife Cooperative Agreements	8,274.75	
	<hr/>	
		\$ 9,362,722.12
Disbursements		
Personal Services	\$ (999,735.72)	
Employee Benefits	(266,108.02)	
Current Expense	(1,157,669.20)	
Repairs and Alterations	(268,249.81)	
Equipment	(473,590.20)	
Contractor Pmts for Capital Asset Proj	(3,844,374.89)	
Consultant Pmts for Capital Asset Proj	(175,263.52)	
Land Improvements	(45,840.00)	
Land Purchases	(345,342.45)	
Building Improvements	(2,631.52)	
WV OPEB Contribution	(34,758.00)	
	<hr/>	
		(7,613,563.33)
ENDING FUND BALANCE		\$ 40,521,104.98
Less - Investment Balance June 30, 2020		(39,604,775.51)
Cash Balance June 30, 2020		<u><u>\$ 916,329.47</u></u>

BEAR DAMAGE FUND (3228)

Cash Balance July 1, 2019		\$ 35,478.49
Investment Balance July 1, 2019		610,158.68
BEGINNING FUND BALANCE		<hr/> \$ 645,637.17
Receipts		
Bear Damage Stamps	\$ 276,567.00	
Investment Earnings	11,367.43	
	<hr/>	
		287,934.43
Disbursements		
Current Expense	(176,844.74)	
	<hr/>	
		(176,844.74)
ENDING FUND BALANCE		\$ 756,726.86
Less - Investment Balance June 30, 2020		(726,526.11)
Cash Balance June 30, 2020		<u><u>\$ 30,200.75</u></u>

ADMINISTRATION

Combining Statement of Revenues, Disbursements and Changes in Cash Balances Fiscal Year 2019-2020

Non-appropriated Funds

WILDLIFE RESOURCES CONTRACTS FUND (3229)

Cash Balance July 1, 2019		\$	558.77
Investment Balance July 1, 2019			-
BEGINNING FUND BALANCE		\$	<u>558.77</u>
Receipts			
Fund Transfers			<u>-</u>
		\$	-
Disbursements			
Current Expense			<u>(558.77)</u>
			(558.77)
ENDING FUND BALANCE		\$	<u>0.00</u>
Less - Investment Balance June 30, 2020			-
Cash Balance June 30, 2020		\$	<u><u>-</u></u>

CONSERVATION STAMP FUND (3232)

Cash Balance July 1, 2019		\$	306,505.61
Investment Balance July 1, 2019			2,975,800.75
BEGINNING FUND BALANCE		\$	<u>3,282,306.36</u>
Receipts			
Conservation Stamp Sales	\$	1,130,807.00	
Investment Earnings		<u>59,702.53</u>	
		\$	1,190,509.53
Disbursements			
Personal Services	\$	(135,847.31)	
Employee Benefits		(10,726.85)	
Current Expense		(47,287.30)	
Repairs and Alterations		(117,563.91)	
Land Purchases		<u>-</u>	
			(311,425.37)
ENDING FUND BALANCE		\$	<u>4,161,390.52</u>
Less - Investment Balance June 30, 2020			(3,855,503.28)
Cash Balance June 30, 2020		\$	<u><u>305,887.24</u></u>

Combining Statement of Revenues, Disbursements and Changes in Cash Balances Fiscal Year 2019-2020

Non-appropriated Funds

TROUT STAMP FUND (3233)

Cash Balance July 1, 2019		\$	291,023.61
Investment Balance July 1, 2019			848,703.66
BEGINNING FUND BALANCE		\$	<u>1,139,727.27</u>
Receipts			
Investment Earnings	\$	8,017.01	
Trout Stamp Sales		1,017,463.00	
Fund Transfers		<u>127,808.00</u>	
		\$	1,153,288.01
Disbursements			
Personal Services	\$	(891,878.29)	
Employee Benefits		(369,842.68)	
Current Expense		(11,196.04)	
WV OPEB Contribution		(49,390.96)	
Contractor Pmts for Capital Asset Proj		<u>(446,696.33)</u>	
			(1,769,004.30)
ENDING FUND BALANCE		\$	<u>524,010.98</u>
Less - Investment Balance June 30, 2020			(294,867.55)
Cash Balance June 30, 2020		\$	<u><u>229,143.43</u></u>

GIFTS, GRANTS & BEQUESTS (3237)

Cash Balance July 1, 2019		\$	39,660.19
Receipts			
Special Events		<u>11,326.00</u>	
		\$	11,326.00
Disbursements			
Current Expense		<u>(17,066.96)</u>	
			(17,066.96)
Cash Balance June 30, 2020		\$	<u><u>33,919.23</u></u>

LAND MINERALS AND SPECIAL PROJECTS (3239)

Cash Balance July 1, 2019		\$	894,954.20
Receipts			
Land Leases	\$	6,117.00	
Real Estate Taxes		(167.18)	
Rental Leases		800.00	
Rights-of-Way		<u>10,878.00</u>	
		\$	17,627.82
Disbursements			
Current Expense		<u>(15,423.56)</u>	
			(15,423.56)
Cash Balance June 30, 2020		\$	<u><u>897,158.46</u></u>

ADMINISTRATION

Combining Statement of Revenues, Disbursements and Changes in Cash Balances Fiscal Year 2019-2020

Non-appropriated Funds

PAYROLL CLEARING ACCOUNT (3245)

Cash Balance July 1, 2019		\$	12,067.80
Receipts			
Miscellaneous Collections	-		
		\$	-
Disbursements			
Employee Benefits	-		
			-
Cash Balance June 30, 2020		\$	12,067.80

LAW ENFORCEMENT AND SPORTS EDUCATION STAMPS (3247)

Cash Balance July 1, 2019		\$	81,545.32
Investment Balance July 1, 2019			353,213.91
BEGINNING FUND BALANCE		\$	434,759.23
Receipts			
Law Enforcement / Sports Ed. Stamps	\$ 359,266.50		
Investment Earnings	6,401.48		
		\$	365,667.98
Disbursements			
Personal Services	\$ (317,031.93)		
Employee Benefits	(101,842.96)		
Current Expense	(1,675.00)		
WV OPEB Contribution	(9,325.24)		
			(429,875.13)
ENDING FUND BALANCE		\$	370,552.08
Less - Investment Balance June 30, 2020			(329,615.39)
Cash Balance June 30, 2020		\$	40,936.69

MAGAZINE SALES & SUBSCRIPTIONS (3248)

Cash Balance July 1, 2019		\$	30,355.97
Investment Balance July 1, 2019			746,054.89
BEGINNING FUND BALANCE		\$	776,410.86
Receipts			
Investment Earnings	\$ 13,522.69		
Magazine Sponsorship	17,525.00		
Magazine Bookshelf Sales	2,556.65		
Magazine Sales	23,413.25		
Magazine Subscriptions	305,973.00		
Miscellaneous Collections	(77.80)		
		\$	362,912.79
Disbursements			
Current Expense	\$ (341,992.17)		
			(341,992.17)
ENDING FUND BALANCE		\$	797,331.48
Less - Investment Balance June 30, 2020			(749,577.58)
Cash Balance June 30, 2020		\$	47,753.90

Combining Statement of Revenues, Disbursements and Changes in Cash Balances Fiscal Year 2019-2020

Non-appropriated Funds

CLEARING ACCOUNT-EQUIPMENT (3251)

Cash Balance July 1, 2019		\$	288,083.15
Receipts			
Rental Leases	21,120.00		
		\$	21,120.00
Disbursements			
Current Expense	-		
			-
Cash Balance June 30, 2020		\$	309,203.15

CLASS A-1 SMALL ARMS HUNTING LICENSE (3259)

Cash Balance July 1, 2019		\$	3,716.96
Investment Balance July 1, 2019			874,101.09
BEGINNING FUND BALANCE		\$	877,818.05
Receipts			
Class A-1 Small Arms Hunting License	\$ 49,385.00		
Lifetime Small Arms Hunting License	3,375.00		
Investment Earnings	16,069.52		
		\$	68,829.52
Disbursements			
Equipment	-		
			-
ENDING FUND BALANCE		\$	946,647.57
Less - Investment Balance June 30, 2020			(894,170.61)
Cash Balance June 30, 2020		\$	52,476.96

WATTERS SMITH MEMORIAL STATE PARK (3261)

Cash Balance July 1, 2019		\$	8,405.80
Investment Balance July 1, 2019			919,985.76
BEGINNING FUND BALANCE		\$	928,391.56
Receipts			
Gas Royalties	\$ 74,663.12		
Investment Earnings	16,216.43		
Oil & Gas Leases	1,091.84		
		\$	91,971.39
Disbursements			
Current Expense	\$ (841.00)		
Repairs and Alterations	(6,912.50)		
Equipment	(48,035.00)		
Contractor Pmts for Capital Asset Proj	(46,350.00)		
			(102,138.50)
ENDING FUND BALANCE		\$	918,224.45
Less - Investment Balance June 30, 2020			(862,446.46)
Cash Balance June 30, 2020		\$	55,777.99

ADMINISTRATION

Combining Statement of Revenues, Disbursements and Changes in Cash Balances Fiscal Year 2019-2020

Non-appropriated Funds

DECOY ANIMALS ASSESSMENT FEE (3264)

Cash Balance July 1, 2019		\$	765.06
Investment Balance July 1, 2019			5,369.72
BEGINNING FUND BALANCE		\$	<u>6,134.78</u>
Receipts			
Miscellaneous Collections	\$	190.00	
Investment Earnings		<u>98.32</u>	
		\$	288.32
Disbursements			
Current Expense		<u>(223.83)</u>	
			(223.83)
ENDING FUND BALANCE		\$	<u>6,199.27</u>
Less - Investment Balance June 30, 2020			(5,468.04)
Cash Balance June 30, 2020		\$	<u><u>731.23</u></u>

STATE PARK OPERATING FUND (3265)

Cash Balance July 1, 2019		\$	3,497,231.37
Investment Balance July 1, 2019			11,684,956.66
BEGINNING FUND BALANCE		\$	<u>15,182,188.03</u>
Receipts			
Bath / Massages	\$	554,201.10	
Bicycle Rental		2,528.19	
Boat Charters		3,743.60	
Boat Rental		89,334.06	
Bonus Payment Marcellus Gas Drilling		2,415,486.30	
Cabin Advance Reservation		3,341,706.63	
Cabin Rentals		822,505.77	
Campsite Advance Reservation		2,594,217.88	
Campsite Rentals		508,749.75	
Coin Laundry Machines		9,267.87	
Consumers Sales Tax		43,323.22	
Cot & Crib Rental		7,188.60	
Driving Range		13,101.93	
Entrance Fees		204,840.66	
Equipment Rental		6,075.23	
Facility Use Rental		109,896.76	
Firewood Sales		166,218.24	
Food & Snacks		416,168.56	
Games		5,453.15	
Gas Royalties		1,457.73	
Gift Cards		90,638.87	
Gift Shop Sales		2,195,715.60	
Greens Fees		367,691.95	
Group Camps		24,777.26	
Hotel Occupancy Tax		644,812.14	
Insurance Payments		5,608.16	
Investment Earnings		282,609.98	
Lift Ticket Fees Parks		85,121.60	
Lodge Advance Reservation		3,938,428.28	

Combining Statement of Revenues, Disbursements and Changes in Cash Balances Fiscal Year 2019-2020

Non-appropriated Funds

STATE PARK OPERATING FUND (3265)

Lodge Rooms	1,313,605.54		
Lottery Collections - Net	4,919.00		
Magazine Sales	160.98		
Miniature Golf	22,395.05		
Miscellaneous Collections	397,935.96		
Miscellaneous Non-Taxable	22,088.72		
Picnic Shelter Fees	158,779.40		
Pro Shop	118,741.41		
Purchasing Card Rebate	1,179,063.59		
Residence Rentals	19,256.45		
Restaurants	2,597,038.90		
Roman Bath	6,285.50		
Royalty Payment Marcellus Gas Drilling	3,258,229.43		
Shooting Ranges	20,667.19		
Sled Rental	156,588.52		
Special Events	27,426.47		
Surplus Property Sale	20,211.00		
Swimming Fees	348,377.03		
Tram	124,490.66		
Vending Machines	23,969.64		
Wine Tax	(72.08)	\$	28,771,027.43
Receipts - Concessions			
Boat Dock Concession	101,465.59		
Coin Machine Concession	6,310.74		
Food and Snacks Concession	713.52		
Golf Carts	136,704.44		
Marina	6,555.85		
Miscellaneous Concession	304,684.15		
Restaurant Concession	14,984.99		
Riding Stable	8,208.99		
Zip Line Ticket Sales	40,545.58	\$	620,173.85
		\$	29,391,201.28
Disbursements			
Personal Services	(8,659,487.20)		
Employee Benefits	(1,574,753.36)		
Current Expense	(14,428,068.73)		
Repairs and Alterations	(143,099.78)		
Equipment	(99,175.51)		
Remittance Of Taxes	(673,100.32)		
Bank Costs	(433,712.97)		
PEIA Reserve Transfer	(13,340.00)		
Park Endowment Fund Transfer	(3,258,229.43)		
Contractor Pmts for Capital Asset Proj	(690,776.22)		
Consultant Pmts for Capital Asset Proj	(57,060.08)		
WV OPEB Contribution	(119,927.27)		
			(30,150,730.87)
ENDING FUND BALANCE		\$	14,422,658.44
Less - Investment Balance June 30, 2020			(11,962,586.42)
Cash Balance June 30, 2020		\$	<u><u>2,460,072.02</u></u>

ADMINISTRATION

Combining Statement of Revenues, Disbursements and Changes in Cash Balances Fiscal Year 2019-2020

Non-appropriated Funds

CANAAN MAINTENANCE FUND (3274)

Cash Balance July 1, 2019		\$	17,234.14
Receipts			
Maintenance Transfer from Operating Fund	-		
		\$	-
Disbursements			
Current Expense	-		
			-
Cash Balance June 30, 2020		\$	17,234.14

COYOTE MANAGEMENT FUND (3292)

Cash Balance July 1, 2019		\$	1,936.68
Investment Balance July 1, 2019			10,991.22
BEGINNING FUND BALANCE		\$	12,927.90
Receipts			
Coyote Management Donations	\$ 2,642.50		
Investment Earnings	216.13		
		\$	2,858.63
Disbursements			
Current Expense	-		
			-
ENDING FUND BALANCE		\$	15,786.53
Less - Investment Balance June 30, 2020			(12,207.35)
Cash Balance June 30, 2020		\$	3,579.18

SANDY DISASTER FUND (3015)

Fund 3015 (OCT '12 SANDY DISASTER) Cash Balance July 1, 2019		\$	188,537.41
Receipts			
FEMA Holly River & Canaan Valley	-		
		\$	-
Disbursements			
Fund 3015 Contractor Pmts for Capital Asset Proj	-		
			-
Sandy Disaster Fund Cash Balance June 30, 2020		\$	188,537.41

FLOOD DISASTER FUND (3207)

Fund 3207 (JUN '16 FLOOD DISASTER) Cash Balance July 1, 2019		\$	100,400.58
Receipts			
FEMA Reimbursement			72,842.77
		\$	72,842.77
Disbursements			
Fund 3207 Contractor Pmts for Capital Asset Proj			-
			-
Flood Disaster Fund Cash Balance June 30, 2020		\$	173,243.35

**Combining Statement of Revenues, Disbursements and Changes in Cash Balances
Fiscal Year 2019-2020**

Non-appropriated Funds

RECAPITULATION OF FUNDS

	Revenue	Disbursements	Investments
General Fund	\$ -	\$ (23,964,746.68)	\$ -
Consolidated Federal Funds	14,665,163.32	(15,746,122.19)	6,240,292.04
Appropriated Special Revenue Funds	25,516,520.83	(19,452,869.27)	14,607,966.12
Non-Appropriated Special Revenue Funds	<u>47,635,025.80</u>	<u>(47,611,371.18)</u>	<u>124,826,035.97</u>
TOTAL ALL FUNDS	\$ 87,816,709.95	\$ (106,775,109.32)	\$ 145,674,294.13



WEST VIRGINIA
DNR

**OFFICE OF LAND
AND STREAMS**

Julia A. Morton, *Supervisor*



Overview

The State of West Virginia, through the Division of Natural Resources, holds title to certain lands and mineral resources, and the rivers and streams of the state. The Division of Natural Resources is charged with administering and managing those certain state lands and mineral resources, and the state's rivers and streams to provide a comprehensive program for their conservation, development, protection, enjoyment, and use.

The Office of Land and Streams, within the Division of Natural Resources, is responsible for the Division of Natural Resources' real estate and is charged with the maintenance, preservation and custody of the records relating thereto. The Office of Land and Streams administers the acquisition and leasing of the Division of Natural Resources' real estate and the permitting of the State of West Virginia's rivers and streams.



Lands of the Division of Natural Resources

The lands of the Division of Natural Resources administered by the Office of Land and Streams include state parks, wildlife management areas, natural areas and preserves, wetlands, state forests, trails, administration structures, and public access sites to rivers and streams. They are of great natural and/or historical significance and are for the use and benefit of the citizens of West Virginia and its visitors.

Wildlife Management Areas/Public Access Sites	429,122 acres*
State Parks	77,328 acres*
State Forests	72,683 acres
Administration	69 acres
Total Lands	579,202 acres
Rivers and Streams	34,000 miles including approximately 5,000 named waterways

*Changes in the Acreage of the Lands of the Division of Natural Resources

Pursuant to a thorough review in fiscal year 2020 of the land book records maintained by the Office of Land and Streams of the State of West Virginia, the following changes were made to the acreage of State lands for Wildlife Management Areas, Public Access Sites and State Parks:

Wildlife Management Areas/Public Access Sites	
DEDUCTIONS	
Duplicate Entries	4,600
Expired or Canceled Leases	10,089
Correction of Acreage	1
TOTAL DEDUCTIONS	14,690
ADDITIONS	
TOTAL ADDITIONS	4,553
The above changes included the following acreage which was deducted from State Parks and added to Wildlife Management Areas:	
STATE PARKS	
Deductions	65

OFFICE OF LAND AND STREAMS

Land Acquisition

The Office of Land and Streams, on behalf of the State of West Virginia, Department of Commerce, and the Division of Natural Resources acquires land and interests in land by purchase, lease, donation and exchange, and is responsible for the preparation and execution of all documents related to the real estate transaction.

The real estate acquisition process includes communication with other Sections within the Division of Natural Resources, other governmental agencies, negotiation with property owners, inspection of property, title searches, obtaining appraisals and surveys. This also includes the preparation, execution, and recordation of documents.

Real property is acquired by deed, right-of-way, easement, lease, license, and agreement.

State Park Land Acquired in Fiscal Year 2020

No land was acquired for State Parks in the fiscal year 2020.

State Forest Land Acquired in Fiscal Year 2020

No land was acquired for State Forests in the fiscal year 2020.

Administration Land Acquired in Fiscal Year 2020

PROPERTY	ACQUIRED FROM	ACREAGE
Wood County	Link Land Development by Civil Action	55
TOTAL		55

Wildlife Management Land Acquired in Fiscal Year 2020

PROPERTY	ACQUIRED FROM	ACREAGE
Little Kanawha	Heartwood Forestland Fund IV Limited Partnership	8,255
Lynn Camp	Heartwood Forestland Fund IV Limited Partnership	2,067
Panther	Heirs of Robert Bailey	40
Ritchie Mines	Heartwood Forestland Fund IV Limited Partnership	2,117
Sandy Creek	Heartwood Forestland Fund IV Limited Partnership	2,207
Toll Gate	Heartwood Forestland Fund IV Limited Partnership	938
Walker Creek	Heartwood Forestland Fund IV Limited Partnership	3,194
TOTAL		18,818

Public Access Sites created and/or increased in Fiscal Year 2020

PROPERTY	ACQUIRED FROM	ACREAGE
Anderson Lake	City of Dunbar	5
Fetterman-Grafton	Division of Highways	1
TOTAL		6

Land and/or Public Access Site Lease Renewals in Fiscal Year 2020

LAND OR PUBLIC ACCESS SITE	NUMBER OF LEASE RENEWALS
Public Access Site Leases	8
TOTAL	8

Oil and Gas Leasing

The Office of Land and Streams is responsible for leasing the State's mineral interests in, on and/or underlying state lands, rivers, and streams. The State's mineral interests include oil, gas, coal, sand, and gravel. At the end of fiscal year 2020, there were 53 Oil and Gas Leases on state lands, rivers, and streams.

The leasing process is statutorily required to be done through the competitive bid process. The competitive bid process includes receiving a mineral bid nomination, obtaining approval from the Governor, preparing a Bid Prospectus, receiving a competitive bid, and preparing, executing, and recording a Lease Agreement.

Oil and Gas Leases obtained in Fiscal Year 2020		
AREA	ACREAGE	NUMBER OF LEASES
Bear Rocks Lake WMA	242.481	3
Burches Run WMA	54.56	1
Fish Creek	12.60	1
Ohio River	467.753	2
Ohio River and Buffalo Creek	433.00	1
Cross Creek	19.00	
Short Creek	6.40	
West Fork River	5.00	1
Wheeling Creek	145.312	1
	115.952	2
TOTAL	1,502.058	11

Of the above 11 Oil & Gas Leases, eight Oil & Gas Leases were for Marcellus Shale wells and three Oil & Gas Leases were for Utica wells.

River and Stream Management

The Office of Land and Streams grants governmental agencies, companies and individuals license and right-of-entry permits for crossing rivers and streams and for work done to the banks of rivers and streams. Licenses and right-of-entry permits are issued for pipelines, stream mitigation, habitat enhancement, bank stabilization, culverts, structures, cables, utility lines, dredging, loading, docking and mooring projects.

The licensing and right-of-entry permit process includes receiving an application, a review of the application by a wildlife biologist, and the preparation and execution of the license and right-of-entry permit.

Permits issued in Fiscal Year 2020	
PROJECT	NUMBER
Stream Activity Bed/Bank Work	413
Pipeline and Cable	1,046
Stream Structure	350
Loading, Docking and Mooring	14
Maintenance Dredging	1
TOTAL	1,824



LAW ENFORCEMENT

Colonel Jerry B. Jenkins, *Chief*



The Law Enforcement Section is responsible for the prompt, orderly, and effective enforcement of all Chapter 20, Code of West Virginia, laws and rules promulgated under that authority and protection of the citizens of this state. A highly visible, uniformed Natural Resources Police patrol working with the support of sportsmen, DNR Wildlife and Park and Recreation Sections, federal agencies, and other state agencies enables us to accomplish this mission.

The methods employed by the Section extend beyond traditional law enforcement roles. Natural Resources Police conduct land and water patrols, environmental crimes and complaint investigations, ATV enforcement, boating safety checks, and educates the public on hunting and boating safety. The Section uses its unique capabilities to respond to emergencies and mutual aid requests, coordinate with stakeholders, and inspire and cultivate the next generation of conservationists.

The Section strives to operate efficiently and effectively while always considering the best interests of the state. The success of the Section and Division depends on the hard work of officers in the field and the office support staff. The Natural Resource Police have a proud history of carrying out their duties with pride, integrity, honor, commitment, accountability, loyalty, courage, teamwork, dependability and respect. It is an honor to lead this Section, build upon traditions, and embrace new challenges.

Law Enforcement Program

The WV DNR Law Enforcement Section normally has a staffing level of 126 Natural Resources Police Officers (NRPO) and 11 support personnel. During FY2020, 1 officer retired, 5 officers separated from service, and 10 new officers were hired.

Two officers were promoted to NRP Sergeant, and one support personnel was hired.

The Law Enforcement Section has been actively seeking new and innovative methods for the accomplishment of our overall mission. The following are some highlights of the past fiscal year:

- The public and media are following the work done by officers on the WV Natural Resources Police Officer Facebook page. The Facebook page, www.Facebook.com/DNRPolice, continues to see an increase in both state and national media contacts for additional information. The reporting of wildlife law violations at www.wvdnr.gov/lenforce/poachers.shtml, or 844-I-TIP-DNR, is being used by the public in helping to solve cases.
- The Section reporting forms have been moved into electronic form to allow for internet transfer and approvals. This allows for faster updates of changes to forms for an officer's access. The Section continually utilizes technology to reduce travel and administrative costs. Cellular telephones, desktop/laptop computers, radios, and the internet are used to transmit reports, complaints, and information. SharePoint allows the Section to place its forms in a central location that can be accessed by the District Offices.
- The Section continues to work with federal and state agencies to procure grants to assist with equipment purchases. The hunter education and boating safety grants are monitored to maximize returns from the Section's expenditures of time and resources.
- During FY2020 the Section received nine new Dodge Ram 1500 Classic Pickup trucks, eight new Jeep Grand Cherokee Latitude SUVs, 110 new Dell Laptops, eight new Dell Desktops, and 136 new Apple iPhone XRs, all of which replaced aging equipment. Twenty-six of the laptops purchased were paid from a Hunter Education grant, and five were purchased by the Hatfield and McCoy Trail reimbursement. Several new officers completed a Rescue III International Swift Water Rescue Course (in association with The National Park Service). Law Enforcement purchased six complete Swift Water Rescue Kits to aid in swift water rescue.
- Conference calls and online tools are used to conduct meetings, boards, or planning sessions to cut down on in-state travel and to follow COVID-19 social distancing protocols.
- Some of this year's legislation that passed included:
 - ➔ HB4363 Establishing the West Virginia Division of Natural Resources Police Retirement System. This bill increased the full disability percentage to 90 percent, previously capped at 50 percent under the old system. This bill also increases retirement benefits which will hopefully help with retention and recruitment of officers.
 - ➔ HB4513 Increasing replacement costs for game and protected species.
 - ➔ HB 4514 Permitting leashed dogs to track mortally wounded deer and bear.

LAW ENFORCEMENT

Officer Training

West Virginia Division of Natural Resources Law Enforcement Section certified three new Defensive Tactics Instructors and seven edged-weapon knife defense instructors. The Law Enforcement Section received training in swift water rescue, ATV rider safety, waterfowl identification/enforcement, advanced search and seizure, enhanced firearms training, duty knife defense and deployment, and secondary weapons training. An annual Seated-Battery refresher course for Boating Under the Influence (BUI) and Driving Under the Influence (DUI) enforcement occurs for all sworn officers. Due to COVID-19, all post-academy Natural Resources Police Officers' training for BUI, DUI apprehension and ATV patrol certification training were canceled.

The Law Enforcement Section Honor Guard/Color Guard continues to attend opening ceremonies, special events and funerals.

The Law Enforcement Section's Chaplain program attended a Basic CISM/Assisting Individuals in Crisis intensive three-day training.



Hunter Education Program

West Virginia's Hunter Education Program continues to grow as more middle and high schools are participating. All persons born on or after January 1, 1975 must first successfully complete a certified hunter education course before purchasing a base hunting license. During FY20, 6,421 students graduated from 521 statewide hunter education classes. The Law Enforcement Section offers public and in-school courses throughout the year. However, due to COVID-19 state restrictions, numerous classes were canceled.

Volunteer Hunter Education instructors continue to provide a great service to the WV Hunter Education Program. More than 197 volunteer instructors drove 23,059 miles and donated 5,032 hours to the mandatory program. Natural Resources Police Officers logged 14,663.5 hours and drove 149,399 miles.

The Law Enforcement Section dedicates six Regional Training Sergeants, one Office Assistant, and one State Coordinator to the Hunter Education Program.

The Law Enforcement Section maintains Hunter Education class information and registration services on www.register-ed.com. On-line courses are designed to eliminate the classroom portion of the program; however, students will not receive their certification until they pass the hands-on practical and final exam at the nearest District Office. Traditional in-seat courses are still taught throughout the State of West Virginia.

During calendar year 2019, West Virginia experienced four Class A hunting incidents, defined as an injury caused by the discharge of a bow or firearm while hunting, resulting in zero fatalities. There were five Class B hunting incidents, defined as falls from a tree stand, resulting in zero fatalities. There were nine Class C hunting incidents which are defined as injuries sustained while hunting that are not from a firearm or bow. Three were hunting-related ATV accidents, and two were fatal. The remaining six Class C hunting incidents were trips and falls. There were zero Class D hunting incidents, which are defined as property damage reports.

Officers across the state have participated in several sporting and hunting shows, attended summer camps, and other special events such as JAKES Days, National Hunting and Fishing Days, and Archery in the Schools Basic Archery Instructor trainings.

The Law Enforcement Section has conducted numerous interviews for TV, radio, and magazines promoting safe hunting and boating.

Boating Safety Program

The Law Enforcement Section offers in-seat Boating Safety classes in all counties in West Virginia. Students may view class information and register online at www.register-ed.com. The U.S. Coast Guard Auxiliary and The U.S. Power Squadron also teach NASBLA-approved courses. On-line Boater Education courses can be found on WVdnr.gov. Anyone born after December 31, 1986, is required to successfully complete a NASBLA-approved boating safety course before operating a motorboat. While using news releases and interviews during Spring Aboard, the mandatory Boater Education message reaches many new boaters.

A grant from the Governor’s Commission on Drunk Driving Prevention provided the Law Enforcement Section additional funding for enhanced BUI patrols on West Virginia waters from July 1, 2019 to September 29, 2019. These patrols resulted in 14 BUI arrests, and 886 other citations/warnings.

Natural Resources Police Officers participated in the nationwide program Operation Dry Water from July 5, 2019 to July 7, 2019, to reduce alcohol-related boating incidents. This operation resulted in 237 citations/warnings. The Section has renewed its efforts toward water safety and increased lifejacket usage by the public through our Wear It Campaign on Facebook and general boat patrols.

Whitewater Enforcement Program

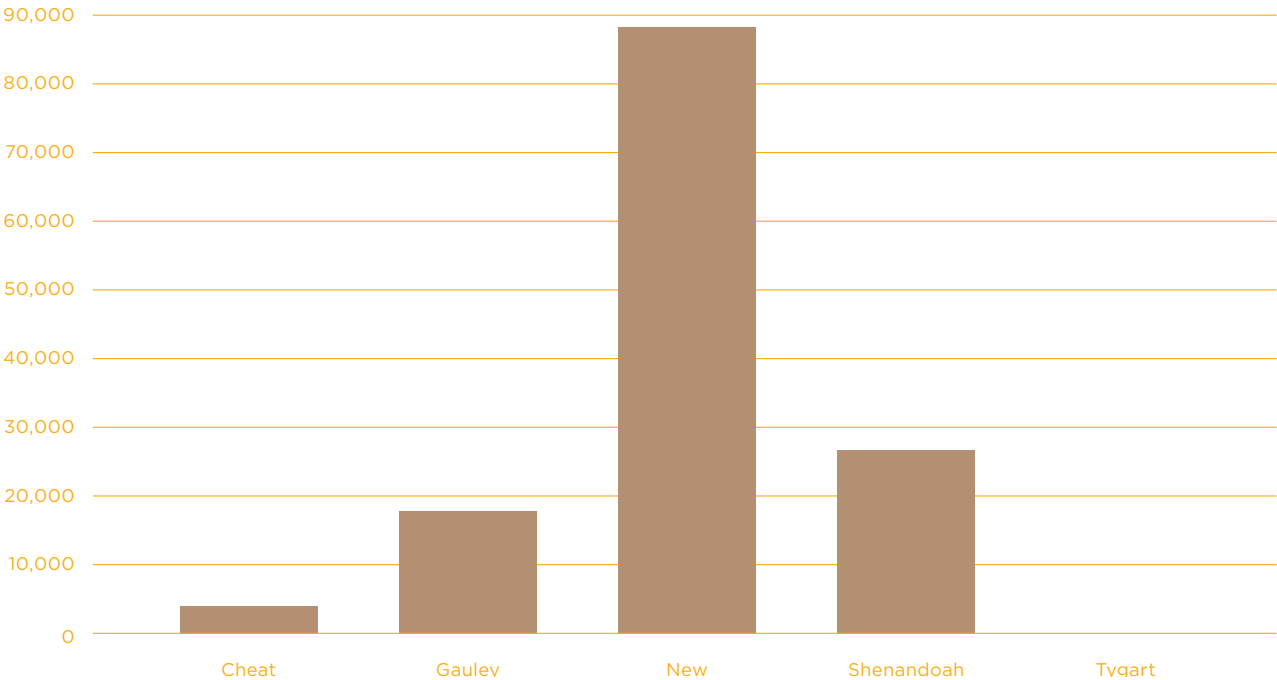
The Law Enforcement Section has the responsibility of regulating the commercial whitewater industry in West Virginia. Twenty-one commercial whitewater outfitter and guides were licensed for calendar year 2019. Nineteen general outfitter and guides are licensed to conduct business in designated whitewater zones for calendar year 2019.

The Law Enforcement Section issues all licenses; collects fees; maintains submitted injury reports, user number reports and trip leader reports for outfitters; investigates new license applications; and reviews license transfers for approval. Natural Resources Police Officers patrol rivers, conduct compliance checks on guides and equipment, and investigate whitewater accidents.

In West Virginia whitewater zones are located on the Cheat, Gauley, New, Shenandoah and Tygart rivers. In the calendar year 2019, approximately 136,779 people were reported users in whitewater, by commercial whitewater and general outfitters.

The Whitewater Commission and the Division of Natural Resources continue to work together, making commercial whitewater operations as efficient and safe as possible. The Commission and Division have continued to work diligently to maintain a comprehensive whitewater reporting system. The website has streamlined all required reporting by outfitters conducting business in whitewater zones.

2019 WEST VIRGINIA WHITEWATER USER NUMBERS



LAW ENFORCEMENT



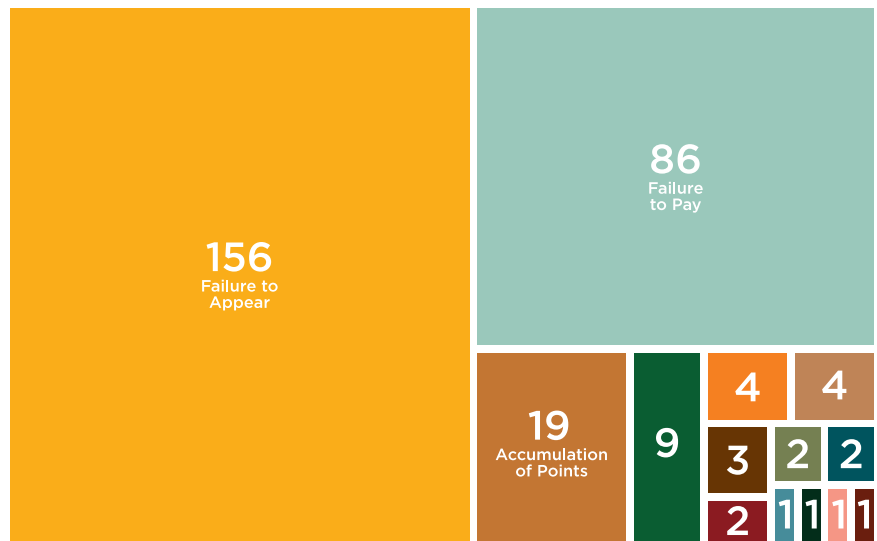
The License/Privilege Revocation System

The Section procedures for revoking the hunting, trapping, and fishing license and privileges are governed by Legislative Rule 58CSR23.



According to the terms of the Interstate Wildlife Violator's Compact (IWVC), of which West Virginia is a member, a suspension in any of the compact states is effective in all of the compact states if the wildlife conviction is a suspendable offense in the respective states. The threat of not being able to hunt, fish or trap in all or some of the IWVC member states serve as a powerful deterrent to would-be poachers.

Over 7,142 revocation notices have been sent to individuals convicted of a hunting, trapping and/or fishing violation since the commencement of the electronic revocation system in the early 1990s. During FY 2020, 442 revocation letters were processed. In addition, 177 revocations were ratified by the WV DNR on the IWVC.



TYPE OF REVOCATIONS FISCAL YEAR 2020

Accumulation of Points	19	Interference	4
Bear Kill	3	Kill Doe without Lottery Permit	1
Failure to Appear	156	No Trout Stamp	1
Failure to Pay	86	Spotlighting	9
False Application	2	Unlawful Entry of Enclosed Posted Property	1
Fishing While Revoked	2	Wanton Waste	2
For Cause	1		
Hunting While Revoked	4		

Total Revocations: 291

Law Enforcement Activity

LAW ENFORCEMENT ACTIVITY BY DISTRICT - JUNE 29, 2019 THRU JULY 3, 2020

DISTRICT	ARRESTS					WARNINGS				COMPLAINTS				
	Chapter 20 Arrests	Chapter 22 Arrests	Arrest Warrants	Other Arrest	TOTAL ARRESTS	Chapter 20 Warnings	Chapter 22 Warnings	Warnings Other	WARNINGS TOTAL	Complaints Received	Complaints Investigated	Wildlife Damage Complaints Received	Wildlife Damage Complaints Investigated	Other Complaints
1	536	157	9	116	818	650	915	177	1742	964	953	172	174	53
2	445	95	52	191	783	245	132	79	456	702	708	285	291	55
3	914	133	45	140	1,232	1,208	319	150	1,677	954	932	229	222	26
4	394	39	24	147	604	847	194	166	1,207	477	466	158	152	109
5	823	126	33	70	1,052	868	549	100	1,517	1,165	1,114	78	59	70
6	363	63	29	66	521	257	74	35	366	361	333	50	50	9
TOTALS	3475	613	192	730	5,010	4,075	2,183	707	6,965	4,623	4,506	972	948	322

Definitions

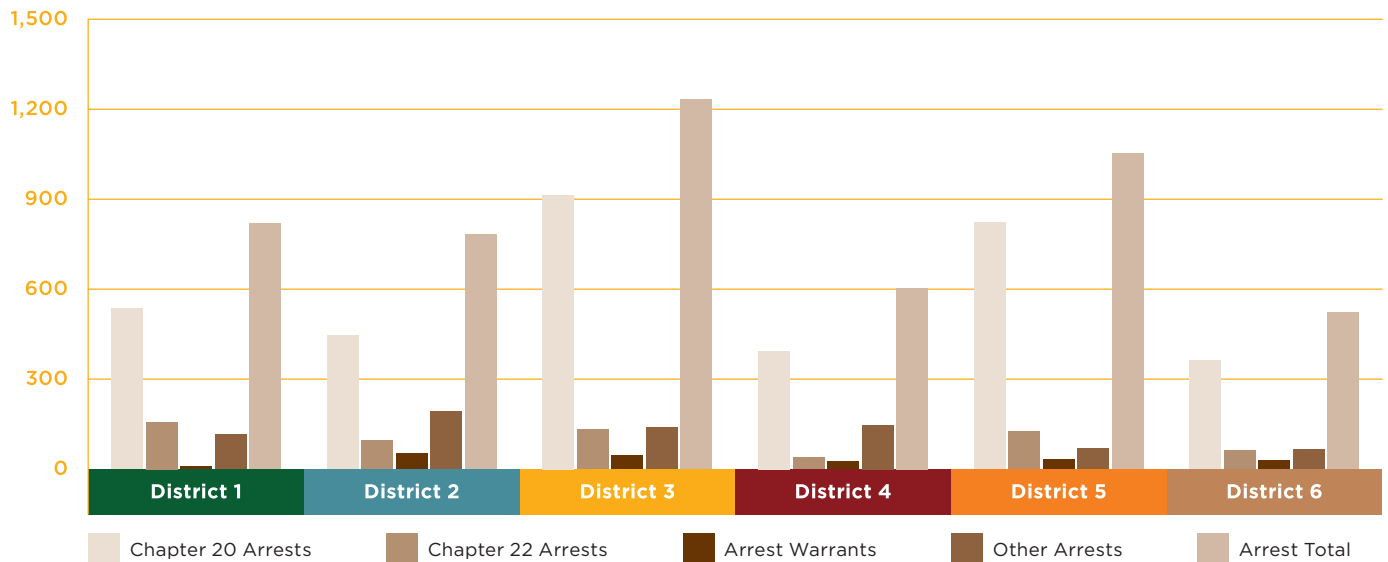
Chapter 20: Citations/Arrests for natural resources violations, including Forestry.

Chapter 22: Citations/Arrests for environmental violations such as outside burning, air pollution, open dumps, etc.

Warrants: Arrest warrants for violations that occur outside the officer's assigned county/area.

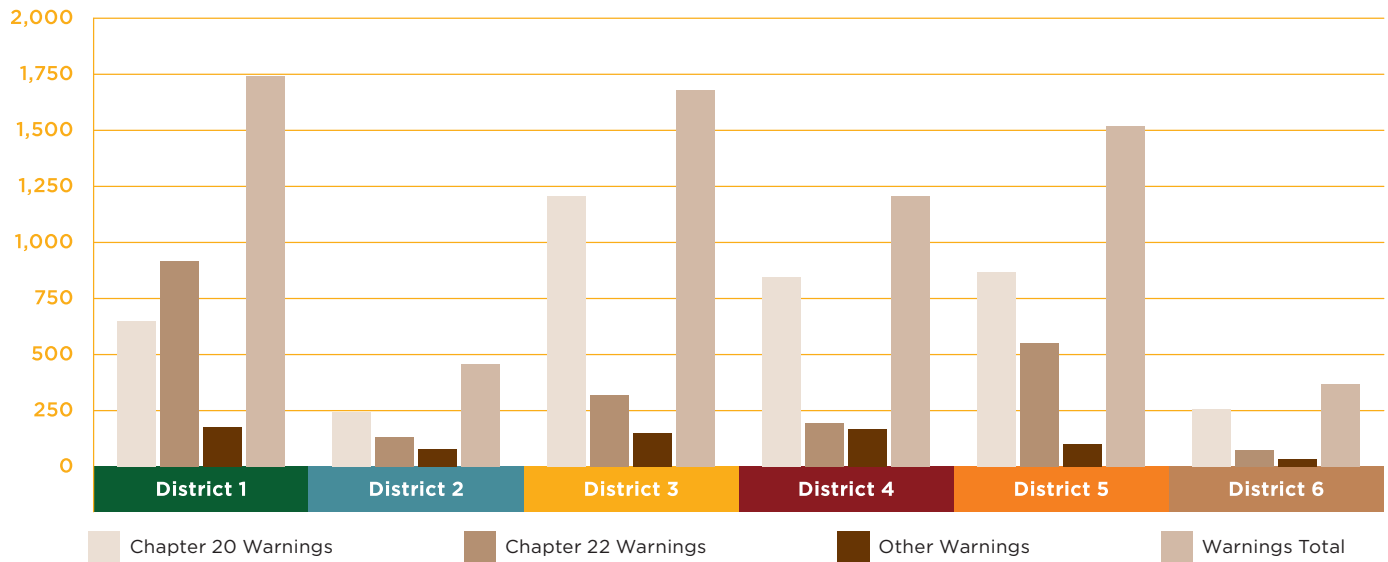
Other: Citations issued for violations that occur on the Hatfield-McCoy Recreation Area, State Forests, State Parks, and Wildlife Management Areas. Also included in "Other" are arrest for motor vehicle violations, possession of controlled substances, etc., that occur in the officer's presence.

ARRESTS BY TYPE AND DISTRICT - JUNE 29, 2019 THRU JULY 3, 2020



LAW ENFORCEMENT

WARNINGS BY TYPE AND DISTRICT - JUNE 29, 2019 THRU JULY 3, 2020

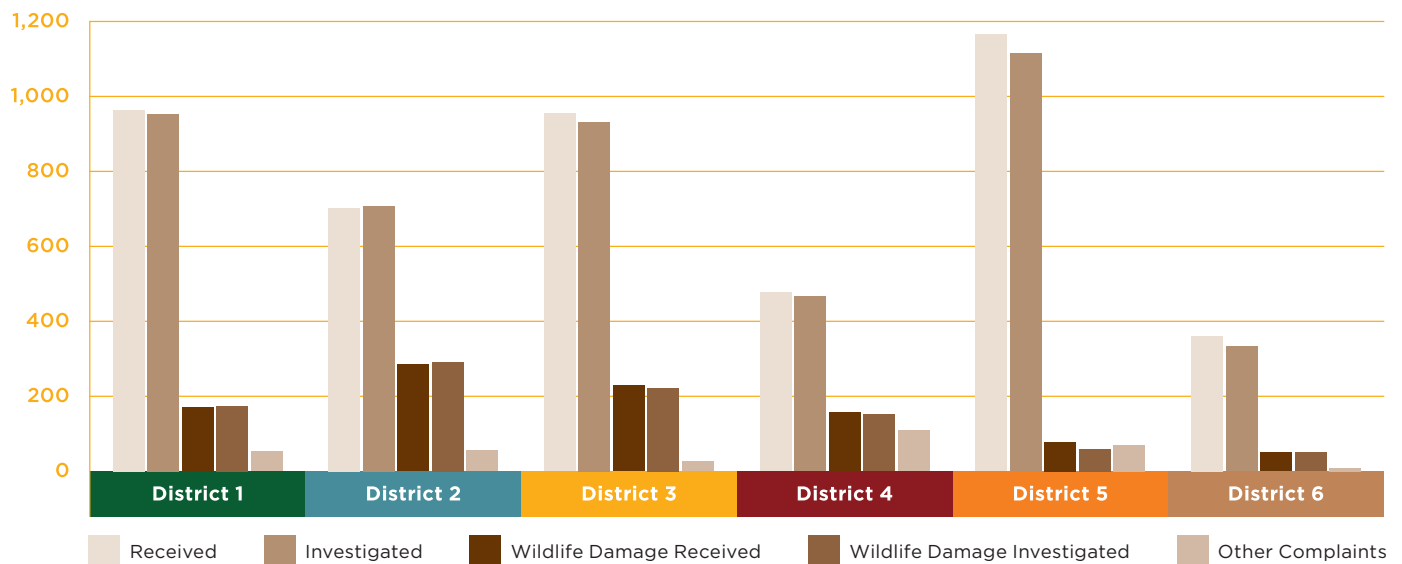


Definitions

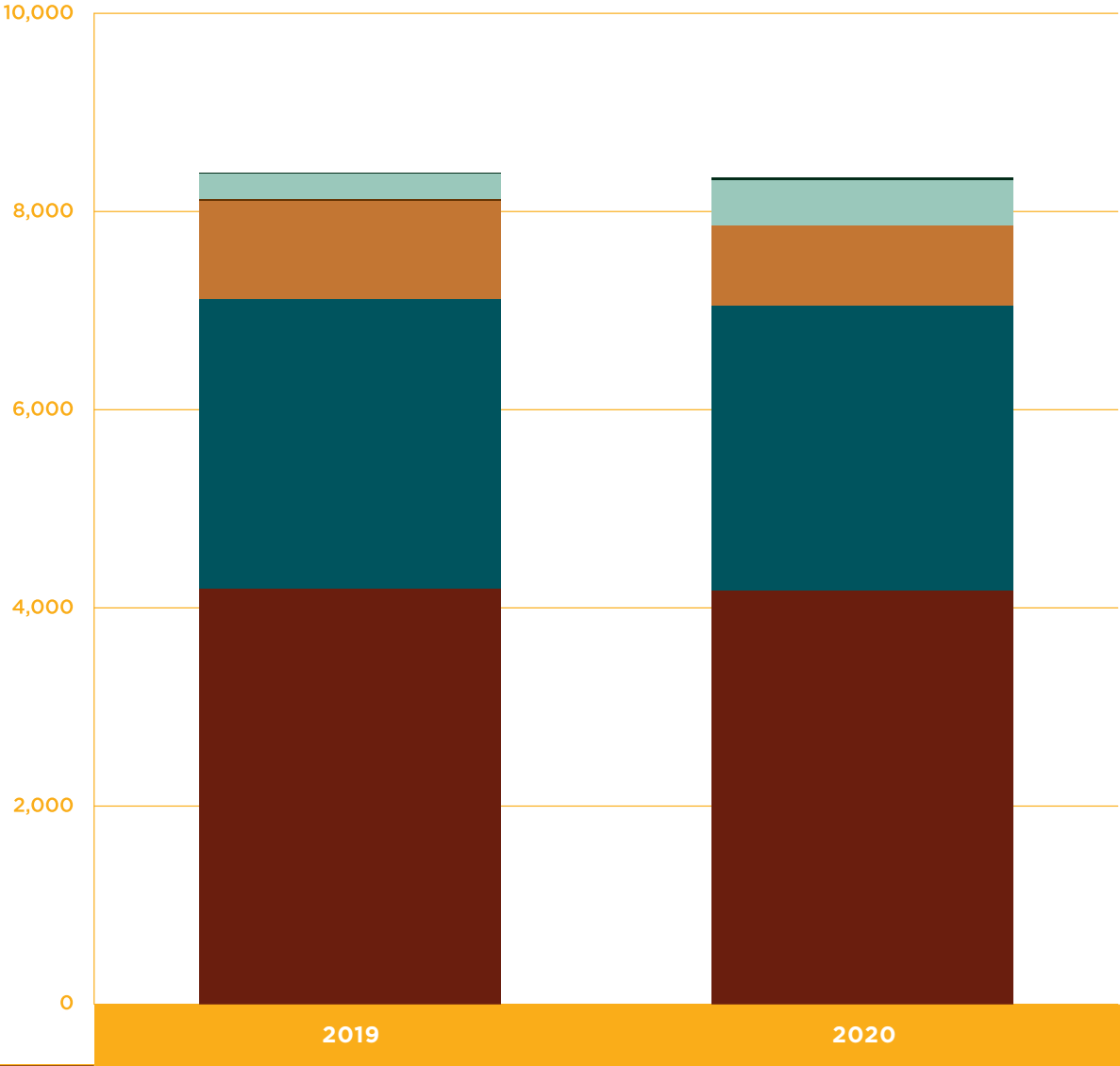
Chapter 20: Citations/Arrests for natural resources violations, including Forestry.

Chapter 22: Citations/Arrests for environmental violations such as outside burning, air pollution, open dumps, etc.

COMPLAINTS RECEIVED AND INVESTIGATED BY DISTRICT - JUNE 29, 2019 THRU JULY 3, 2020



Prosecution Comparison - FY 2019 vs. FY 2020



	2019	2020
Number of Prosecutions	4196	4171
Convicted	2916	2882
Dismissed	997	804
Acquitted	10	3
Failed to Appear	264	450
Pre-Trial Diversion	9	32

LAW ENFORCEMENT

Report of Prosecutions by Charge FY 2020	
HEADING AND CHARGE	TOTAL
Littering	
Litter, Highway	6
Litter, Park or Public Property	8
Litter, Private Property	2
Litter, Stream	4
Litter, Greater than 500 lbs.	2
Litter, 100-500 lbs.	4
Litter, Less than 100 lbs.	13
Litter, No Record of Mandatory Disposal	107
TOTAL Littering	146
License	
Fishing Paraphernalia in Possession without License	39
Hunting Paraphernalia in Possession without License	9
Residents Fishing without License	268
Residents Hunting without License	116
Non-Residents Fishing without License	101
Non-Residents Hunting without License	21
Hunt/Trap/Fish without Photo ID in Possession	19
Hunt/Trap/Fish without License in Possession	2
Fishing without Trout Stamp	12
Hunting Bear without Bear Damage Stamp	3
Hunting without Big Game Stamp (BG)	1
Hunting Additional Deer without RB/RRB Stamp	8
Hunting Additional Deer without RG/RRG Stamp	1
Hunting Antlerless Deer without Class N/NN Stamp	17
Hunting without CS Stamp	0
Hunting without Class Y Permit	3
Hunting Migratory Birds without Federal Stamp	2
Hunting without Class A-1 Pistol Stamp	2
Fishing while License Revoked	2
Hunting while License Revoked	4
Improper Fishing License	0
Improper Hunting License	0
Making False Application - Fishing License	1
Making False Application - Hunting License	7
Making False Application - Hunting and Fishing License	0
Making False Application - Lifetime Hunting and Fishing License	4
Hunting without Hunter Education Card	6
Trapping without a license	1
WDCA, Operate without License	0
TOTAL License	649

LAW ENFORCEMENT

Report of Prosecutions by Charge FY 2020	
HEADING AND CHARGE	TOTAL
Hunting	
Bear, Failure to Check	2
Bear, Failure to Submit Bear Tooth	53
Bear/ Posses/Transport Parts of Bear Not Tagged	1
Hunt/Kill/Possess Bear/Bear Parts Closed Season	1
Feed Bear or Hunt Bear Using Bait/Poison/Trap/Explosives	16
Blaze Orange, None or Insufficient	36
Closed Season	101
Exceed Bag Limit	3
Failure to Check Game	119
Failure to Field Tag Game	48
Illegal Carry of Bow and Gun in Woods at same time	4
Illegal Killing or Taking of Deer, Turkey, Boar	3
Illegal Possession of Wildlife or Parts Thereof	254
Illegal Method of Hunting	5
Illegal Sale of Wildlife including Bear	1
Illegal Transportation of Wildlife (Sale/Purchase) in State	0
Illegal Transportation of Wildlife Out of State	1
Illegal Disposal of Dead/Diseased Animals	0
Hunt Deer with Illegal Firearms/Ammo	8
Loaded/Uncased Firearm or Nocked Crossbow, Land Conveyance	175
Loaded/ Uncased Firearm or Nocked Crossbow in Vehicle, Conveyance	0
Shoot Across or in Road	16
Shoot Within 25 yards of Vehicle	11
Shoot/ Hunt From Motor Vehicle/ATV/Land Conveyance	110
Shoot at Game Not Plainly Visible	1
Negligent Shooting - Person	2
Illegal Shooting Distance of Dwelling	23
Illegal Shooting Distance of School/Church	1
Spotlighting	22
Sunday Hunting on Private Land without Permission	1
Trapping Using Exposed Bait	3
Uncased Firearm	9
Unlawful Entry of Unenclosed/Posted Property Hunt/Trap/Fish	4
Wanton Waste Big Game	15
Hunt Without Permission	110
Bear, Feeding	3
Hunt After Killing Legal Deer	5
Hunt/Take/Kill by Bait/Trap/Snare: Bear,Turkey,Grouse, Pheasant,Quail	32
Hunt Bear/Boar/Mig Bird/Prot Bird or Mammal w/ Bait/Trap/Net Snare	3
Hunt Deer 1/2 Hour Before Sunrise - 1/2 Hour After Sunset	15
Hunt, Deer, Fail to Comply w/ Limited Antlerless Permit Procedures	5
Hunt, Illegal Kill, Additional Antlered Deer	6
Shoot/Kill Bear Less than 75# Live/50 # Field Dressed	1
Shoot/Kill Bear accompanied by a Cub	2
Deer Enhanced Antlered Penalty	0
Hunt Turkey with Electronic Call	0
Hunt Under the Influence	3
Hunt, Apprentice Licensee hunting without an Adult	2
Underage Hunter without Adult	1
Interference with Hunter/Trapper	9
Hunt, Training Dogs without Written Permission	3
Dogs Chasing Deer	3

LAW ENFORCEMENT

Report of Prosecutions by Charge FY 2020	
HEADING AND CHARGE	TOTAL
Failure to Tag Traps	3
Failure to Tend Traps Daily	2
Trapping with illegal snares	0
Hunt/Trap/ Kill Fur-Bearing Animal out of season	6
Hunt/Kill/Take Non Game Bird	3
Hunting, Taking Waterfowl Closed Season	0
Possession of Illegal Hunting Paraphernalia	0
Hunting Waterfowl Sunset to 30 minutes before Sunrise	1
Hunting Migratory Birds without HIP	2
Use Drone Hunt/Take/Kill Wild Animal/Birds or Drive/Herd Animals/Birds Hunt	1
Hunting Migratory Birds with Unplugged Gun	3
TOTAL Hunting	1273
Fishing	
Fishing During Closed Season	1
Fishing without Permission	10
Fishing in Restricted Area	5
Fishing, Catch & Release Black Bass	5
Fishing, Illegal Possession of Wildlife or Parts Thereof	9
Fishing, Catch & Release, Trout, Time Restriction Violation	1
Fishing, No Legible or Waterproof Tag, Dropline	1
Taking Fish by Illegal Methods	3
Fish Within 200 FT of DNR Personnel Stocking Fish	8
Using Prohibited Bait in Restricted Areas	15
Access Site Violation, Alcohol	18
Access Site Violation, Unauthorized Use of	7
Access Site Violation, Litter	1
Exceed Two Pole Limit/ Trout	6
Exceed Daily Creel Limit/ Trout	26
TOTAL Fishing	116
Boating	
Create Wake in No-Wake Zone	22
Boat, Failure to Report Boating Accident	1
None or Insufficient Equipment	33
None or Insufficient Number of PFDs for Children Under 12	46
None or Insufficient Number of PFDs	212
Improper Location or Spacing of Numbers	2
Operation of PWC during Illegal Hours	5
Reckless Operation	12
Operating Boat without Required Boater Safety Card	21
Pulling Skier without Observer	14
Boat, Unregistered Watercraft	11
Boat without Registration Card	5
Overload Boat, Passengers	13
Operate Watercraft while Under the Influence	3
Boat Under the Influence	14
Tow or Operate Boat w/o PFDs	7
Tow without Approved Equipment	14
WHITEWATER - Outfitter/Guide without License	0
TOTAL Boating	435

LAW ENFORCEMENT

Report of Prosecutions by Charge FY 2020	
HEADING AND CHARGE	TOTAL
Solid Waste	
Open Burning, Air Pollution	3
Open Burning of Refuse/Solid Waste	101
Open Dump, Creating or Contributing to	112
Unauthorized Use of Dumpster	7
Waste Endangerment	131
Waste Tires/Accumulate over 100 for Beneficial Use without Permit	1
Unlawful Disposal of Waste Tires	9
TOTAL Solid Waste	364
Water Pollution	
Allow Wastes in Water without Permit	0
TOTAL Water Pollution	0
Forestry	
Failure to Safety Strip Around Fire	8
Failure to Attend To or Extinguish Fire	20
Illegal Burning	28
Permitting a Fire to Escape	2
Throw Lighted Material on Road or Forest Lands	12
Burning During Fire Season without Permit	33
GINSENG	
Age	3
Dig Out of Season	17
Without Certification	5
No Dealer's License	1
Dig without Permission	5
TIMBERING	
Theft	2
Notification Failure	2
Failure to Reclaim Timbering Operation	2
Peel Trees/Timber without Permission	1
Timber Operation without Certified Logger	2
Timbering without License	3
TOTAL Forestry	146

LAW ENFORCEMENT

Report of Prosecutions by Charge FY 2020	
HEADING AND CHARGE	TOTAL
General	
Conspiracy - Hunting	117
Conspiracy - Fishing	11
Conspiracy - Non-Hunting or Fishing	16
Failure to Surrender License	2
General Obstruction/ Withhold Information	37
Pet Permit Fail to Clean Cages Daily	1
Bait Cervids/Wildlife in Containment Area	21
STATE PARK VIOLATIONS	
Hunting	5
Prohibited Discharge of Firearm in Park	1
Destruction of Property	3
WMA VIOLATIONS	
Alcohol	46
Camping Violations	13
Destruction of Property	5
Hunting- ATV in Restricted area of WMA	6
Litter	2
Motor Vehicle Violations	48
Shooting Range Violation	11
Remove Materials from WMA	2
Trapping w/out Permit	1
Bait/Feed Wildlife	5
Possess/Use Controlled Substance on WMA	2
OUTSIDE CHAPTER 20	
Alcohol	25
Animal Cruelty	2
ATV Violations on Roadways	8
Destruction of Property	3
Disorderly Conduct	1
Motor Vehicle Violations	205
DUI	3
Fleeing from Officer	2
Illegal Possession of Controlled Substances	142
Illegal Possession of Firearms	7
Illegal Sale/Display Firearm	21
Larceny	6
Livestock Trespassing on Property of Another	1
Trespassing	146
National Forest	9
Neglect of a Child/Contribute to the Delinquency	4
Warrant/Fugitive from Justice	1
Salvage Yard /Operating without Permit	2
HATFIELD-MCCOY RECREATIONAL AREA	
Alcohol	38
Ignite/Maintain Fire Except at Designated Trailhead Locations	1
No Glass Containers While Riding a Motor Vehicle within HMRA	4
Riding/ Remain on Designated/Marked Trails	2
Riding without Helmets	41
Riding without Permits	37
On Trail 1/2 Hour After Sunset to 1/2 Hour Before Sunrise	8
Under 16 YOA Supervised by Parent/Guardian/Appointed Adult	1
Obey all Traffic Laws/ Devices/ Signs	1
TOTAL General	1076

LAW ENFORCEMENT

Reports of Prosecutions for FY 2020

DISTRICT	TOTAL ARRESTS	TOTAL WARNINGS	COUNTY	NUMBER OF PROSECUTIONS	DISPOSITIONS OF PROSECUTIONS			FAILED TO APPEAR	PRE-TRIAL DIVERSION
					CONVICTED	DISMISSED	ACQUITTED		

1	818	1742	Barbour	64	57	2		5	
			Brooke	56	48	6		2	
			Hancock	48	36	9		3	
			Harrison	63	49	9		5	
			Marion	98	74	11		13	
			Marshall	46	36	4	1	5	
			Monongalia	101	67	13		21	
			Ohio	37	23	9		5	
			Preston	97	85	7		5	
			Taylor	19	13	2		4	
			Tucker	32	23	4		5	
			Wetzel	16	15	1		0	
			TOTAL	677	526	77	1	73	0

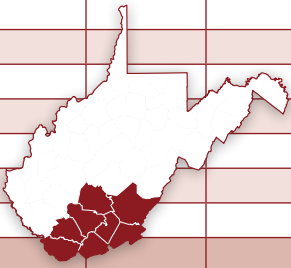
2	783	456	Berkeley	43	30	7		6	
			Grant	69	58	8		3	
			Hampshire	119	99	12		8	
			Hardy	96	85	8		3	
			Jefferson	169	135	12		22	
			Mineral	55	46	9			
			Morgan	32	19	12		1	
			Pendleton	88	81	4		3	
			TOTAL	671	553	72	0	46	0

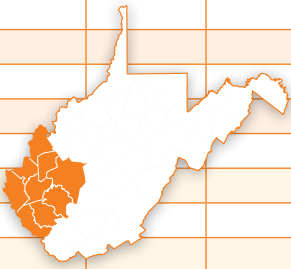
3	1232	1677	Braxton	118	102	11		5	
			Clay	96	33	29		34	
			Lewis	165	151	8		6	
			Nicholas	276	174	75		27	
			Pocahontas	99	86	5	1	6	1
			Randolph	126	108	11	1	5	
			Upshur	98	69	9		20	
			Webster	78	67	2		9	
			TOTAL	1056	790	150	2	112	1

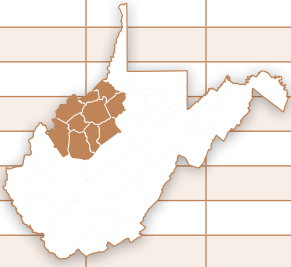
LAW ENFORCEMENT

Reports of Prosecutions for FY 2020

DISTRICT	TOTAL ARRESTS	TOTAL WARNINGS	COUNTY	NUMBER OF PROSECUTIONS	DISPOSITIONS OF PROSECUTIONS			FAILED TO APPEAR	PRE-TRIAL DIVERSION
					CONVICTED	DISMISSED	ACQUITTED		

4	604	1207	Fayette	21	12	2		6	1
			Greenbrier	107	79	10		13	5
			McDowell	32	19	2		7	4
			Mercer	51	25	15		6	5
			Monroe	41	34	5		1	1
			Raleigh	68	37	5		24	2
			Summers	49	35	9		5	
			Wyoming	82	68	5		2	7
			TOTAL		451	309	53	0	64

5	1052	1517	Boone	73	49	20		4		
			Cabell	60	23	22		15		
			Kanawha	110	32	38		40		
			Lincoln	27	19	5		3		
			Logan	175	52	121		2		
			Mason	105	65	27		13		
			Mingo	135	75	48		12		
			Putnam	73	30	28		15		
			Wayne	28	7	18		3		
			TOTAL		786	352	327	0	107	0

6	521	366	Calhoun	56	49	6		1	
			Doddridge	34	27	6		1	
			Gilmer	44	26	16		2	
			Jackson	89	30	37		22	
			Pleasants	9	9				
			Ritchie	77	60	13		2	2
			Roane	63	44	8		11	
			Tyler	28	20	8			
			Wirt	39	27	10			2
			Wood	92	60	21		9	2
			TOTAL		531	352	125	0	48

STATE TOTAL	5010	6965		4171	2882	804	3	450	32
--------------------	-------------	-------------	--	-------------	-------------	------------	----------	------------	-----------



PARKS AND RECREATION

Bradley R. Reed, Sr., *Chief*



PARKS AND RECREATION

Introduction

This report provides a review of major programs, policies, actions, and challenges addressed during the 2020 fiscal year.

Overview

The mission of the Parks and Recreation Section, as detailed in the West Virginia Code Chapter §20-5-3, is to “promote conservation by preserving and protecting natural areas of unique or exceptional scenic, scientific, cultural, archaeological, or historical significance and to provide outdoor recreational opportunities for the citizens of this state and its visitors.”

The Parks and Recreation Section has very successfully met the mandates of this legislated mission throughout its 92-year history. With its protection and preservation of over 164,000 acres of easily accessible public land, the Parks and Recreation Section (Park System) promotes conservation with its mere existence. Remaining undeveloped wild lands constitutes 150,000 acres, or 92% of the land, within West Virginia State Parks and Forests.

The system is composed of 35 State Parks, nine State Forests and two State Rail Trails. West Virginia citizens enjoying state parks and forests normally represent 63% of its visitors, while 37% were guests traveling from outside the state. During the last four months of the reporting period, resident visitation jumped to 71% of the total attendance due largely to COVID-19.

The protection of these wildland green spaces, and largely undisturbed ecosystems, is vitally important to the state and nation. State Park lands are set aside in their most natural condition for the benefit of the public now and for generations to come. This preservation has enormous ecological, scientific, and cultural benefits. Equally as important is the noteworthy contribution to the quality of life for the citizens of the State. State parks, forests, and rail trails contribute significantly to the physical and mental health of their users. Additionally, the upper watersheds of many of the state’s rivers and streams are within the section’s responsibility, helping to ensure healthy water supplies for the citizens within and outside of our borders. Hiking trails, park and forest roads meander quietly through areas providing tranquil settings for mental and physical health and for the enrichment of visitors. Moreover, this prime real estate adds significantly to the land values of surrounding privately owned lands, which contribute to the tax base of county governments.

In terms of the legislated mission to provide recreation, agency management efforts provide nearly 13,000 acres of developed recreational lands, which are enjoyed by approximately 7,000,000 visitors annually. Recreational activities range from intense components such as downhill skiing and rock climbing to more relaxed activities like golf and boating. Other venues to enjoy are quiet campfires, picnicking, hiking, and traditional park recreation.



The recreational opportunities provided by these areas are significant to the tourism industry in West Virginia. The Parks System is an economic stabilizer for overall state tourism by offsetting economic fluctuations. Parks protect and maintain a base of tourism during tough economic times when entrepreneurial and private tourism activity downtrends and serve to buffer the negative consequences of lost tourist activity. As economic times improve, the Park System encourages these same private businesses to develop and cultivate; thus, requiring less effort to grow and prosper.

A snapshot of the facility inventory within the Park System includes 798 lodge rooms, 358 cabins, 1,546 campsites, 152 picnic shelters and 559 playground units. The Park System staff maintains more than 2,500,000 square feet of indoor space, in nearly 1,500 buildings with an average age of over 50 years. More than 700 miles of hiking trails are provided across 46 areas. The Park System has incredibly diverse revenue producing features in comparison to other State park systems. The reader should consider the management of town and train operations at Cass, an island and sternwheel boat operation at Blennerhassett, a ski area at Canaan Valley, and zip line operations at Pipestem, as a partial list of features which separate West Virginia State Parks from the national norms.

Every state park and forest area contributes to the value of the state and the excellence and complexity of the system. Unique West Virginia treasures such as Blackwater Falls, Babcock Glade Creek Grist Mill, Twin Falls Resort Pioneer Farm, and the Droop Mountain Battlefield Civilian Conservation Corps (CCC) era lookout tower are iconic representations of West Virginia. Exceptional scenic overlooks are on display at areas such as Hawks Nest State Park, Cacapon Resort State Park, Pipestem Resort State Park, Babcock State Park, Lost River State Park, Coopers Rock State Forest and Carnifex Ferry Battlefield State Park. The preservation of the impressive virgin forest at Cathedral State Park and representation of 18th century life at Prickett’s Fort State Park, while at the same time parks’ operation of Stonewall Resort State Park, Canaan Valley Resort State Park and Pipestem Resort State Park, further represents the diversity of the system and its management challenges.

General Information

GUEST SAFETY AND SATISFACTION

Guests visiting West Virginia's state parks and forests have an overwhelmingly safe and satisfying experience. The agency is constantly assuring the appropriate operation of complex facilities such as trams, excursion boats, elevators, marinas, historic structures, pools, lakes, dams, water systems, sewage systems and other similar important facilities offered for the care of and use by the public. The system provided recreation to the public this past year with minimal incidents or safety concerns. Our state park system affords the traveling public an overwhelmingly safe outdoor recreation experience. Fundamental for marketing is the awareness that all overnight facilities and park grounds are considered overwhelmingly free from danger by the traveling public. A significant gauge of this success is the minimal number of incidents occurring on parks or forests which escalate to the level of arrests or citations. Superintendents and staff are to be commended for providing outstanding guest services. Comment card reports show a 94% Excellent or Good rating of our parks and forests. A major management emphasis in park operations is placed on hospitality and providing excellent guest services.

IMPROVEMENTS

Bond financed development programs are making an important impact to the system. The Cacapon Resort State Park Lodge expansion and existing lodge renovation, funded with excess Lottery monies, have continued to progress with an anticipated public opening of the new wing occurring in October 2020.

A second excess Lottery fund bond program valued at \$60 million is ongoing. This program was specifically set up for repairs and upgrades throughout the system including lodge and cabin updates and redecoration, improved accessibility, water and wastewater treatment upgrades, recreational projects, technology upgrades, infrastructure repairs, bathhouse improvements and other similar improvements. This investment will provide immediate and long-term positive returns including higher guest satisfaction, greater guest safety, revenue enhanced production, and improved regulatory compliance. By the end of FY2020, significant progress has been made toward the completion of these projects. Major bond funded renovations to state park lodges are scheduled for FY2021.

FY2020 saw many notable improvements. Perhaps the most significant was the renovation of almost all cabins across the state. These bond projects varied in size and scope, depending upon need, but largely included: complete renovation of kitchens and bathrooms, new furniture, electric upgrades, porch additions, insulation, new HVAC, roofing, flooring, and décor features.

Construction of the new trail system to serve the pilot legislated mandate to offer off road motorized riding at Cabwaylingo State Forest was completed by our business partner Hatfield McCoy Regional Recreation Authority. These new trails and associated facilities will open to the public in the spring of 2021.

The Park System committed significant resources last year to trail construction, maintenance, and repairs across the state. Hiking continues to be the number one reason guests make their first visit to a state park. Trail maintenance coordinators were hired in areas which demonstrated special need. As a part of this emphasis on trails, the Park System is expanding mountain

bike opportunities and partnering with local communities, foundations, and entities such as the National Interscholastic Cycling Association (NICA) to bring more bike riding opportunities to park guests and local residents.

Although hampered by COVID-19 related school closures, we remained committed to the Simulated Workplace partnership with county school systems across the state. This excellent program has positively affected student technical learning while providing needed maintenance and project work on state parks and forests.

Significant paving work has been completed on roadways across the Park System by the West Virginia Division of Highways (WVDOH). Other noteworthy individual projects completed in FY2020 included: Construction of a new group camp bathhouse at Tomlinson Run State Park in partnership with the Hancock County Commission, renovation of the Main Bathhouse at Berkeley Springs, construction of two new rental cabins at the Stonewall Resort, construction of camper cabins at Camp Creek and Little Beaver, utility upgrades to campsites at various parks, construction of a maintenance shop for the North Bend Rail Trail and significant Wi-Fi expansion across the system.

Additionally, in FY2020 Parks centralized the operation of gift shop outlets across the Park System and hired a full-time manager to coordinate all retail related activities. This decision was based upon the recommendation of professional consulting and is designed to build upon the already robust retail business within West Virginia State Parks.

PARKS AND RECREATION

WORKFORCE

The Park System directly employs more than 400 full-time staff and approximately 1,200 seasonal and summer staff. Onsite private concession operations additionally provide jobs numbering in the hundreds. The employees are a consistent and dedicated workforce, motivated by their understanding of the value of parks, forests and the mission of the Parks and Recreation Section. This focus by the staff is integral to its success.

Approximately one-third of seasonal and summer staff are high school and college-age students gaining first-time work experience serving in hospitality and maintenance capacities at pools, campgrounds, restaurants, lodges and as summer naturalists. At these jobs, important life skills are gained while learning the importance of West Virginia's natural resources and the State's tourism industry. At the same time, young employees gain understanding of the importance of staying and investing in the state and often develop a deep connection to West Virginia. Many citizens, who have remained within the borders to make a difference as community leaders and invest a lifetime of commitment to betterment for the state, began their work experience as park or forest student employees. Seasonal staff often return for employment annually to aid building and grounds maintenance, housekeeping, front desk clerks and office staff. Our mixture of full-time, seasonal, and summer employees greatly contributes to the efficient and effective operation of the system.


In addition to the staff working directly for the Park System, a 2016 Economic Impact Study revealed the economic activity stimulated by visitation to state parks and forests supported approximately 3,209 off-site full-time equivalent private sector jobs across the state in FY2017. These jobs are a result of private businesses profiting because of the existence of a park or forest in their area of the state. Examples of such businesses might include an adventure outfitter which utilizes a state park or forest, local purveyors of groceries or fuel, retail establishments, restaurants, etc. In terms of wages and income, the economic activity spawned by visitation to the State Parks and Forests was responsible for roughly \$91.6 million in salary income in FY2017 according to the same Economic Impact Study. This number would be increased in FY2020 based upon inflation.

EDUCATION

West Virginia's state park and forest management continue to increase emphasis on education and interpretation. Park and Forest Superintendents interpret the resources existing on specific areas and promote the conservation mandate. Naturalists and historical interpreters are employed to aid in this effort. There were nine full-time and 17 part-time naturalists who provided programming to thousands of guests engaged through programming and nature center visits during this past year. Volunteer docents and interpreters assist with this effort ranging from museum guides, to bluebird box builders and programmers.

The system continues to improve on the quality of programming concentrating largely, but not exclusively, on interpretation of flora, fauna, natural history, and the mission of the Park System. A major emphasis is placed on programming geared toward youth. Programmers and naturalists are charged with implementing programs to include interpretive hikes, wildlife observation, water study, etc., and to engage visitors in discovering and understanding the outdoors through interpretative interaction. Energizing and encouraging families to get outside is a priority.

State parks and forests are visited regularly by school groups. The areas are considered an outdoor learning laboratory, always available for nature study and specifically providing preservation of rare, threatened, and endangered species in unique ecosystems. The system operates four museums and six nature centers that are open year-round. Other nature centers, visitor centers and museums operate seasonally.



Finances

ECONOMIC IMPACT

In 2016 the system commissioned an Economic Impact Study (mentioned previously in this document) to renew the understanding of the economic impact of West Virginia State Parks and Forests on the state and its citizens. A key finding of this study is the total economic impact of the system annually ranges between \$160.5 million and \$189.5 million. Economic impact is a measure of fresh money infused into the State's economy that likely would not have been generated in the absence of the Park System. In other words, for every \$1 of general tax revenue provided to State Parks, \$13.15 on average was generated in fresh money that would not be present except for the operation of state parks and forests.

EXPENDITURES

The system employs a "User Pay-Public Benefit" model for operations. User fees for services and products generate revenue supporting the many public benefits provided by the system. Revenue generation of \$29,390,544 accounted for 59.34% percent of costs for managing the system. The balance of funds for system operation are provided by General Revenue, Lottery Account 3267 and Lottery Account 3277 (Park Improvement Fund). Last fiscal year expenditure total of all accounts equaled \$49,530,921. The General Revenue expenditures in FY2020 were \$16,956,924 and used for classified service salaries and benefits for the majority of full-time staff within Parks. Lottery Account 3267 funds in FY2020 were \$2,426,177 and were also used for Parks' salaries and benefits, plus a small portion legislatively dedicated to the Prickett's Fort State Park Foundation. General Fund 0265-28800 expenditures were \$3,156,933 million and used for routine repairs and alterations, and major repairs and equipment.

REVENUE GENERATION

Revenue generated by system operations is held within the Special Revenue 3265 Account. FY2020 total revenue from Account 3265 cash flow was \$29,390,544, down approximately \$2 million from FY2019, because of COVID-19 described later in this report.

FUNDING

The greatest challenge facing the system has been a lack of funding for operations and deferred maintenance. The 2018 Legislative Performance Review Audit recommended an additional \$3 million to be budgeted annual to the section for major repairs and equipment replacement to address deferred maintenance. The 2018 Excess Lottery Bond will address a portion of the estimated \$160 million needed for major repairs and alterations to bring park facilities up to the standards expected by the visiting public.



DIVERSITY

It is important that the system cultivates a workforce representative of the people of West Virginia. To do so, the Park System desires to increase the representation of minority groups in the workforce.

AMERICANS WITH DISABILITIES ACT (ADA) COMPLIANCE

Critical to the mission of providing recreation to the public, the system must provide services, facilities, and programs to all people in a safe and accepting environment. Most of the items identified in the original systemwide ADA assessment are complete while additional and ever evolving needs remain and require funding. The excess Lottery bonds will address many Americans with Disabilities Act (ADA) needs.

NON-NATIVE INVASIVE SPECIES

The spread of non-native invasive species plants is quickly becoming a significant issue on state parks such as North Bend State Park and Cacapon Resort State Park. The seemingly exponential spread of species such as Japanese Stiltgrass, Japanese Barberry, Garlic Mustard, Bush Honeysuckle and Autumn Olive are creating monocultures in numerous natural areas. This is forcing out native species biodiversity that, in turn, critically harms healthy ecosystems. A plan for addressing problem areas and a plan for protecting non-affected areas needs to be developed, funded, and implemented.

PARKS AND RECREATION

COVID-19

No reporting on FY2020 would be complete without a discussion of the effect of COVID-19 on the Park System operations.

Because of the spread of the virus into West Virginia, and in an abundance of concern for potential affects it could have on our park visitors and employees, the agency began closing or reducing operations at facilities in mid-March. Much of the timing on these reduced operations and closures came from statewide mandates put in place by the Governor.

Over the months that followed, all the revenue producing facilities at state parks were eventually closed to the public in a phased manner. This included both major overnight facilities such as lodges and cabins, as well as day use revenue centers like picnic shelters, boat rentals, etc. Day use areas such as the grounds themselves, hiking trails, lakes, streams, etc. remained open to the public throughout the crisis.

These closures and reduced operations led to significant reductions in revenue collections. The Parks System was trending upon another record-breaking revenue year when COVID-19 hit. Unfortunately, it is estimated the virus resulted in \$2 million direct financial losses to the section in FY2020.


Eventually the opening and operation of all facilities and services returned to normal utilizing guidelines still in place on group sizes, social distancing, and mask requirements.

Although the Park System did see staffing reductions during the outbreak and ensuing business changes, some positive occurrences did arise out of the circumstances. Coming into the busy spring and summer season, staff usually dedicated to facility operations and service were allocated to perform important maintenance tasks that sometime get deferred because of customer need when park facilities are filled with guests.

Day-use visitation at the parks is at an all-time high, likely due to travel restrictions and the desire of citizens to refrain from out of state travel. It has been said that West Virginians rediscovered their State Parks during the crisis, and as of the writing of this report they continue to be out in force enjoying all forms of outdoor recreation. As facilities began to re-open, the Governor's Office set an across-the-board 30% discount on overnight facility rental to West Virginia residents. This discount promoted heavy resident use of cabins and camping.

Another significant positive, which came out of the COVID-19 situation, was the partnership between West Virginia State Parks and several county school systems for the preparation of student lunches. Six lodge parks participated in the program which produced over 200,000 meals for students in need.

COVID-19 continues to be a major management challenge for the Park System moving forward into 2021 and perhaps beyond. It has become increasingly difficult to recruit and retain qualified and competent staffing willing to work in a high public-use environment. Lodge occupancy has continued to suffer, not rebounding as we have seen with cabin and campground use. Larger affects the virus will have on the travel industry moving forward remains to be recognized.



Individual Area and Section Activity Reports

West Virginia State Parks, Forests, and State Rail Trails differ from those in most other states because of the added role in filling a local recreational niche not available from local government. Many communities in West Virginia cannot afford to provide recreational opportunities such as tennis courts, swimming pools, picnic areas, etc. that are a primary responsibility of city and county governments in other states. Consequently, over the years, this function has been expected from local state parks and forests. Requirements for maintaining individual facilities are quite varied. Replacement and upkeep of aging infrastructure is a constant challenge. This section of the Annual Report will focus on park successes and issues as reported by individual Park Superintendents.

AUDRA STATE PARK

The sewer plant that served the restroom facility near the Alum Cave Trail was removed, and a septic tank with a drain field was installed. The old concrete septic tank was removed in the campground, and two new 1,500-gallon tanks were installed. All sewer lines were replaced from the large bathhouse to the new septic tank. Construction began on a new ADA family bathhouse in the campground. A new point of sale program was installed in the campground store. Electrical upgrades were made to the office.

BABCOCK STATE PARK

Babcock staff continued the in-house bathroom and kitchen renovation bond project in the eight economy cabins. This project included the installation of new kitchen cabinets, sinks, and countertops, along with new tile in the showers, towel bars, towel rings, soap dishes, toothbrush holders, and mirrors. Also included in this project was the installation of on-demand water heaters and mini-split HVAC units in the cabins. This project is ongoing and will be completed in the upcoming year. Five new pedal boats, and all new mattresses and appliances for the cabins, were purchased as part of the bond project.

A new mini-split AC/heating unit was installed at the Administration Building. Repairs were made to the swinging bridge that crosses Glade Creek along the Narrow Gauge Trail. A new water level pump sensor was installed to replace a faulty unit on the campground sewage treatment plant. The pavement around the main campground, the loop around the bathhouse, and the parking areas at the check-in station were all paved by the West Virginia Department of Highways.

The Sixth Annual Sticks and Stones 15K trail race was successfully held during the second Saturday of October.

BEARTOWN STATE PARK

The Americans with Disabilities Act (ADA) access road was graveled. Sections of the boardwalk received repairs and preventive maintenance including replacing boards, reattaching loose boards, and reinforcing the underside of the boardwalk with cross beams to minimize shaking and movement. The bronze plaque at Beartown was refinished.

BEECH FORK STATE PARK

Two on-demand hot water systems were installed in the Moxley Branch and Lake View shower houses. New campfire grills were installed on 38 campsites in Moxley Branch. The park partnered with the West Virginia Department of Education Career Technical Education (CTE) Programs (Simulated Workplace Program) from Cabell and Lincoln Counties to complete several projects, including remodeling the park naturalist office and Park Headquarters supply room, and installation of HVAC units at park headquarters. The Campers Corner Store was modernized with new equipment, upgraded shelving, and remodeling the front counter area to better serve guests.

Bond Projects included rehabilitation of 38 campsites with upgraded 30-50 amp electric service, water hookups, leveling and expanding campsite sizes to accommodate larger recreational vehicle units. A bicycle washing station was constructed at the Moxley Branch Trailhead. Several kayaks, Jon boats and pedal boats were purchased for the rental fleet.

BERKELEY SPRINGS STATE PARK

The Main Bathhouse entrance ceiling was remodeled with tongue and groove boards, and LED lighting was installed. Due to severe leaks, the Gentlemen's Spring reservoir walls had to be repaired. The main bathhouse interior was remodeled. A six-inch main waterline had to be replaced going to the main bathhouse. Bond renovations began in the Old Roman Bathhouse in January 2019. The scope of work for this project included a new boiler system, tub drainage system with backflow preventers and mechanical drains, an ADA tub and bathroom, new HVAC systems, electrical upgrades, and period correct tile, windows, and exterior work. The work was completed, and the Old Roman Bathhouse reopened June 2020.

Special events hosted at the park during the reporting period included the 46th Annual Apple Butter Festival, Summer Concert series, Art in the Park events, monthly Mountain State Cruisers car shows, Morgan County Master Gardener Plant Fair, Berkeley Springs Zombie Walk, and many others.

PARKS AND RECREATION



BLACKWATER FALLS STATE PARK

Despite extremely mild weather for the winter of 2019-2020, the Sled Run had an exceptional year thanks to increased snow making capabilities, the availability of high-speed internet and guest Wi-Fi in the sledding area. For the first time sled run tickets were available to purchase online. Over 65% of the tickets sold were online sales, accounting for \$165,000 of the total ticket sales. The retail area was rearranged and expanded, which contributed to doubling retail sales. This resulted in a record 39% increase over last season.

Staff took advantage of the closure of facilities, due to the pandemic, to complete many maintenance projects. This included deep cleaning, pressure washing and painting of cabins, replacing screen doors on cabins, replacing campground fire rings, and installing a new taxidermy display in the Nature Center. New furniture was installed in 24 cabins.

Pendleton Lake was stocked with catfish, and Blackwater Canyon was stocked with brown trout fingerlings.

BLENNERHASSETT ISLAND HISTORICAL STATE PARK

The Island Belle passenger sternwheeler saw major repairs and improvements made during the winter of 2019-2020. The Belle now has a new drive system, engine and generator allowing a smoother and quieter ride for passengers. Since the repairs, there have been no lost days due to mechanical issues. Operation of the Island Belle was contracted out for the 2020 calendar year season. The island road system received gravel resurfacing, which has provided improved conditions for the wagon concessionaire and their riders. This past year the museum developed innovative exhibits in hopes of attracting new visitors including a Fenton Art Glass display, a West Virginia Railroad History section, and a Sisters of DeSales Heights Academy display. A wedding reception tent was added to the island, and site preparations were put in place which includes electric service to the location. The Bridal Building that was built by the Wood County Technical Center through the Simulated Workplace Program was moved to the island. Staff cleared space on the island to allow visitors to land private boats on a sandy beach area.

BLUESTONE STATE PARK

Both phases of the cabin remodel bond projects were completed, with 20 of 26 cabins having been remodeled. The final in-house cabin remodels were still underway at the end of the reporting period. New lighting was installed for safety in the Pits Area and was well received by both locals and visitors. The installation of central air was completed in 25 cabins. Bluestone endured a major flood in May 2020 causing all campgrounds to be underwater. This delayed opening of the facilities. The flood also damaged electrical components to the swimming pool. The West Virginia Division of Highways completed paving from the Park Office to the Old Mill Campground. All cabin decks were re-stained, and hazardous trees removed throughout the park as needed.

CABWAYLINGO STATE FOREST

Four cabins were completed as part of the cabin remodeling project at the forest. Cabin 14 had a section of the front wall replaced, along with the front half of the roof. The office roof was replaced, new gutters installed, and the building painted. Installation of on-demand water heaters in all cabins was completed. Four ultraviolet air purifier lights were installed in the four new air conditioning units at the group camp. The new units are designed for suppression of the COVID-19 virus, as well as mold, mildew, and allergens in the air. Several pedestal grills built by Spring Valley High School were installed in the cabin area. An after-hours check-in station was also built as part of the Simulated Workplace Project.

The Hatfield McCoy Trail system was completed in the forest and is scheduled to open in the spring. The pool building was remodeled and made into the Trailhead Office. The forest will feature 65 miles of trails for riding off road vehicles. Four horseback riding trails were also constructed by the Hatfield McCoy group as part of the project.



CACAPON RESORT STATE PARK

Improvements at the golf course included drainage upgrades and new sand in the bunkers, as well as drainage work on the fairways and greens. New sidewalks were installed at the Boat Dock, Nature Center restrooms, and the Wobble Course Range. The Foundation sponsored the installation of a new 2.4-mile National Interscholastic Cycling Association (NICA) mountain bike course. Cabin upgrades included installation of new LED light fixtures in all 11 classic cabins, and new hardwood floors in five, two-bedroom Classic cabins. New paving was completed on all cabin parking areas, sidewalks and several other areas throughout the park. Installation of an 18-hole Frisbee Disc Golf course began and is on schedule for completion by fall 2020. Special events hosted at the park this year included a July 4th Celebration, Irish Road Bowling, After Hours Summer Beach Parties, Third Annual Morgan County Sheriff's Department & Cacapon State Park Day Camp, Homecoming, Hayrides and Haunted Trails, Christmas at Cacapon with Santa and caroling with the Morgan County Concert Band, New Year's Eve Celebration, First Day Hike, Valentine's Package, Annual Girl Scouts Love State Park Weekend, Pollinator Weekend, Whatever Floats Contest, and two Invasive Plant Volunteer Removal Weekends.

Currently one bond project is underway at Cacapon, and a second one has been completed. In the fall of 2018, the Lodge addition and remodeling of the existing lodge commenced. This project included: 78 new lodge rooms, indoor/outdoor dining, indoor pool, fitness center, full-service spa, lounge, library, new conference rooms, gift shop, and the renovation of the existing lodge. The remodeling of 31 cabins was completed in March 2020 from bond funding. This work included: on-demand water heaters, installation of HVAC, remodeling kitchens and bathrooms, new appliances, new furniture, refinishing/installing new flooring, and installing new ceilings in the Legacy cabins.

CAMP CREEK STATE PARK

The main project at Camp Creek during the reporting period was completion of the Ranger Outpost Cabin. The cabin is a rustic, off-grid cabin that sleeps five with camping pads, an outdoor grill, picnic table, and beautiful views of the forest. This cabin is listed as a pack-in, pack-out cabin and can be rented year-round. The cabin was constructed by park staff, volunteers, and foundation members.

Camp Creek hosted several events this year including "Birds of Prey" with Three Rivers Avian Center. A new ten-day special event called "Peak of the Bloom" ran from August 16 thru August 25, 2019, in cooperation with the Mercer Street Arts Project in Princeton. As part of the event, the park hosted daily wagon rides to the wildflower fields in the forest with near full capacity each day. Other events in the forest included painting classes and photography workshops. The park also hosted a very successful Fall Festival on September 21 with approximately 600 visitors.

Staff stripped and painted floors in Mash Fork bathhouse and assisted the Wildlife Section with planting another orchard in the forest.

A kayak exit point was installed at Brush Creek Falls State Park.

CANAAN VALLEY RESORT STATE PARK

The first NICA (National Interscholastic Cycling Association) event was held on the new Promised Land Trail with over 150 competitors, a record high for NICA events held in the state. The new Pump Track was also installed and put into service. A major paving project was completed in the park including the three ski area parking lots, the four parking lots at the Main Lodge, the outdoor pool parking lot, and the entire campground complex. Wi-Fi was installed providing service to the campground. All 23 cabins were painted, and the interior renovations of the cabins were around 75% complete at the end of the reporting period.

CARNIFEX FERRY BATTLEFIELD STATE PARK

Park staff replaced and installed a new support beam and repaired adjacent damaged structure on the snack stand building. Bond projects included new metal roofing installed on the Park Office, Maintenance Building and gas tank shed. New steps were constructed along a steep section of a newly renovated trail access from the picnic area to the Patterson Trail. This was an Eagle Scout project from a local Boy Scout troop. A new "Trunk or Treat" community-wide event was held at the park in October 2019 featuring live music, games, activities, and lots of candy, with an estimated one thousand parents, children and volunteers in attendance.

The sign shop produced a total of 1,154 signs for several DNR facilities during FY2020.

CASS SCENIC RAILROAD STATE PARK

Ten houses had bond project renovations completed including new kitchens and new second floor bathrooms. HVAC units were installed in 16 houses. The Cass Company Store was reorganized, and the Cass Candy Train was installed. The road to the Bald Knob Overlook, and cabin, were improved by the park and Forestry Division staff. An assessment on the park sewer line was completed to aid in planning for additional bond improvements to the infrastructure. Road improvements included needed repairs to the train shop and drainage improvements along the road to the water tank. The old park "icehouse" was opened for guided public tours. Bicycles and kayaks were purchased and available for rent from the Cass Company Store. Park staff worked with West Virginia Scenic Trails Association to get the Allegheny Trail between Cass and the Greenbank Observatory blazed and maintained. The Christmas at Cass event was greatly expanded including additional activities to compliment the Elf Train and installation of Christmas lights throughout the town, Cass Company Store and bridge.

PARKS AND RECREATION

CATHEDRAL STATE PARK

New flooring was installed in the park office. The park received a new well pump and all facilities were upgraded including sinks, toilets in the public restroom. The park received a new TRAFX traffic counter, which has provided a more accurate count of vehicles entering the area. An informational kiosk was installed at the main parking lot. Trail maintenance and upkeep has been a primary focus this past year, along with several bridges being repaired and downed trees removed, on an almost monthly basis. Compliance with COVID-19 precautions included all facilities, playground and shelters being closed. Shelters, restrooms and the playground were reopened and maintained once restrictions were lifted, per new guidelines.

CEDAR CREEK STATE PARK

Park staff began a remodeling project in the general store and log cabin check-in station. Renovations were completed to make the pool ADA accessible and upgrade the snack bar. Conduit was installed for electrical upgrades in the campground. Improvements at the water plant included relocating meters inside the building and adding a testing point on the reservoir for water sampling. Internet service was upgraded, and computers were added in the park store and the pool for the point-of-sale system. Staff built a spillway with a bridge for accessibility to the ponds and added a pump to maintain consistent water levels. Renovations began on the campground bathhouse. The recreation building received a new HVAC unit.

CHIEF LOGAN STATE PARK

Numerous improvements were completed by Chief Logan State Park staff during the reporting period including installation of ADA faucets at the campground bathhouse, pouring an ADA sidewalk from the parking area to a restroom facility, new pumps and associated equipment in booster stations, a new pump at the wastewater treatment plant, and replumbing the amphitheater restroom. Several safety improvements were installed at the office/gift shop, swimming pool, snack stand, and the campground reservation office due to COVID-19 precautions.

The 26th Annual "Christmas in the Park" was held from Thanksgiving evening until December 31, 2019. The Eighth Annual Irish Road Bowling event was held. The Aracoma Story presented a total of seven plays at the amphitheater and at the Coalfield Jamboree.

CHIEF LOGAN LODGE

The lodge staff participated in a School Lunch Program for nine weeks during the spring shutdown of local schools. The staff provided 18,000 lunches and 18,000 breakfasts each week.

The lodge continued partnering with Boone County Vo-Tech on Simulated Workplace projects. New emergency lights and LED replacement bulbs were installed in the Conference Center as part of a Department of Environmental Protection grant. A new security gate was installed in the cabin area. Bond project purchases included pool furniture, and conference center tables and chairs.

COOPERS ROCK STATE FOREST

The past fiscal year saw continued record-breaking financial growth in all areas of the forest. The Trading Post was renovated, which doubled the retail floor space. The tent pad project continued in the Rhododendron Campground and, upon completion, will provide a new tent pad on each site with rough terrain. Campground occupancy continued to remain high and saw many weekends at 100% capacity. Bond project funding allowed for the replacement of most every grill in the picnic areas and shelters, and expedited construction of the disc golf course, which is expected to open in early 2021.

With the forest's proximity to Morgantown and I-68, day-use demand showed a significant increase during the early part of 2020 from people wanting to get outside during the Coronavirus lockdown.

DROOP MOUNTAIN BATTLEFIELD STATE PARK

Grounds improvements at the park included painting the stage at the south park picnic area, installing vandal resistant light fixtures, painting the firewood shed, graveling the walkway to the Observation Tower, and clearing the Horse Heaven Rock Overlook and Observation Tower area of trees and saplings to open the view. Horse Heaven Rock and Briery Knob Overlook received new wooden park benches. The bronze monument plaques were refinished. The office and shop had new rough-cut pine siding installed by park staff as part of the bond projects. Ten dead or dying ash trees were cut around the office parking lot area. The park hosted a battle reenactment and two living history events.

GREENBRIER RIVER TRAIL

On the Greenbrier River Trail, all toilets and two shelters were painted. Toilet roofs were sealed and painted to prevent leaks. One shelter was leveled and stabilized, and a rotten support post replaced. All signs and kiosks received a fresh coat of paint, courtesy of trail volunteers. A new hand pump and toilet were installed at mile marker 9.5. A bike repair station was installed at Caldwell by volunteers. The 2nd Annual Greenbrier River Trail Marathon was held.

GREENBRIER STATE FOREST

Cabin Bond Projects continued this year with in-house renovation of the kitchens and bathrooms in cabins 1, 3, 9, and 12. Cabin 14 renovations included the bathroom and electric upgrades and the construction of a new deck. Other bond project renovations included the installation of HVAC units in each cabin as well as new kitchen appliances and televisions. Public water was also installed throughout the forest, and all facilities are now connected to the White Sulphur Springs Water District. Broadband service was installed in each cabin. Simulated Workplace completed the following projects: construction of a deck at cabin 12 and replacement of the roof on picnic shelter #2. The Greenbrier County Scout Day Camp, and Battle of Dry Creek Civil War Re-enactment were held in the forest.

HAWKS NEST STATE PARK

Several projects were completed during the year to improve facility operations, enhance the guest experience, and protect park assets. Major maintenance of the aerial tram was performed on the towers, wheel assemblies and gear box. New Wi-Fi was installed at the lodge, playground area and maintenance facility. Phase Two of the parking lot light replacement program was completed with five new poles with LED lighting installed. The cooling compressor for the walk-in freezer was repaired, Wooden floors and shelving were rebuilt in the exterior storage room to allow for dry storage for the restaurant and gift shop. Asbestos flooring was removed in the Trading Post in preparation of remodeling the interior. A new hiking trail was constructed in the Historic Area, to by-pass the Museum, to prevent conflict with future Museum activities. Trail enhancement continued along the Cliffside Hiking Trail, including building a new bridge across a branch of Turkey Creek.

Special events and activities held at the park this year included: the “Taste of Hawks Nest” Farm To Table weekend package, The Hawks Nest Trick or Treat Fair, “Face Your Fear” Haunted Tram, Murder Mystery Dinner packages, Valentine’s and New Year’s Eve overnight packages, Christmas along Midland Trail display, Christmas Shoppe Open House Weekend, and Breakfast with Santa.

The Hawks Nest Hospitality Academy was initiated and held for three weeks until being put on hold by COVID 19. Hawks Nest was heavily involved with the Fayette County Board of Education and the Department of Rehabilitation Services on placing at-risk students in internships. About one dozen students contributed over 2,000 hours of work on special projects within the Park.

HOLLY RIVER STATE PARK

Bond projects continued including kitchen, bathroom, and structure upgrades to Legacy Cabins, as well as the addition of AC/heating units and on-demand hot water heaters. All cabins were furnished with new mattresses. Bond projects also included upgrades to the pool shower house. Other improvements included a new water pump in the campground well along with well-house upgrades, refinishing all cabin floors, repairing all stone water fountains, installing solar lighting for entrance signs and creating a dump station near the ball field. The campground water tank was drained, and leaks were repaired. Water hookups were added to equestrian campsites.

KANAWHA STATE FOREST

At the end of the reporting period, forest staff was in the process of converting the former pool building into a multi-use facility featuring a Nature Center, Office and Gift Shop. HVAC installation was completed in this building in December 2019. The Gift Shop officially opened to the public on July 1, and the office opened immediately after. Monthly gun range clean-up dates were instituted, which resulted in more awareness on the part of users, and has kept the area in better condition. The monthly clean-ups are completed by staff and volunteers. The Foundation received a monetary donation from the Marmet Hospital in 2019 for \$50,000 for an ADA playground. At the end of the reporting period, construction was 80% complete.

Several Eagle Scout projects were completed in the forest, including an arched bridge near Shelter 5, a Gaga pit near Shelters 6 and 7, a bridge and shelter at the Archery Range, and several pollinator pods at the new park office.

KUMBRABOW STATE FOREST

During the reporting period, new countertops were installed in all cabins. Over the winter, staff commenced work on privacy fences to conceal propane tanks at the historic CCC cabins. The boardwalk leading to scenic Mill Creek Falls was completed. Water handpump replacement near the campground was completed. The Division of Forestry improved the access road to Wildlife Area #4. The Wildlife Resources Section routinely applied lime to stream tributaries within the forest, yielding better fishing conditions for native brook trout.

PARKS AND RECREATION

LITTLE BEAVER STATE PARK

The staff at Little Beaver made multiple upgrades to the park this year. Upgrades included installing a new 60-foot bridge, walkway and ADA ramp to Shelter 5, updating the ADA fishing piers to current ADA standards, removing hazardous trees, and upgrading electric service and lighting in two shelters. By the end of FY2020, the intern cabin build was 90% complete. A new inductive loop traffic counter system was installed this fiscal year. The park worked with several school programs this year including Community Access and the West Virginia Department of Health and Human Resources Division of Vocational Rehabilitation, both of which provided volunteers to assist with projects. The Shady Springs annual cross country meet event brought in 500 runners from all over the state and at least 1,000 spectators. The park also hosted the first annual Shade Tree Car Club car show, the National Public Lands Day event and the First Annual Little Beaver State Park 5k Zombie run.

LOST RIVER STATE PARK

The park maintenance staff completed upgrades and renovations to five Classic cabins. A new pipe gate built by students as part of the Simulated Workplace Program was installed near the wastewater plant. The entire roadway system in the park was paved by the West Virginia Department of Highways in the fall of 2019. As part of the project, many parking areas were enhanced and upgraded, and old culverts were replaced with new synthetic larger pipes. Many renovations were made to the Legacy cabins over the course of the winter. New water and sewer lines were installed in these cabins, as well as on-demand hot water heaters. All kitchens and bathrooms were renovated as well. Heating and air conditioning mini-split units were installed in all Legacy cabins. New kitchen appliances including microwaves, refrigerators, and ranges were added to all rental cabins. New queen-sized mattress sets were placed in all Classic cabins. A new solar pool heater was installed, which increased the water temperature by several degrees. Many hazardous and dead trees were removed from around the park cabins and day-use areas.

MONCOVE LAKE STATE PARK

Park staff completed a painting project that included boat house/gift shop, pool bathhouse, and picnic shelters. Gravel roads and walkways within the park were repaired. Six new pedal boats were purchased with recreation bond funds. A new hot water heater was installed at the upper campground bathhouse. Repairs and upgrades were performed by park staff to the main water line supplying the water treatment plant. Work continued at the sewage treatment plant in order to maximize system potential and provide more effective treatment. Dead and potentially dangerous trees were removed by park personnel from the campground areas and trails, and they were processed into firewood. The gift shop was rearranged in order to enhance sales and provide space for additional inventory.

NORTH BEND RAIL TRAIL

A new 30X40 Maintenance Shop was constructed using funds from the North Bend Rail Trail (NBRT) Foundation and the North Bend State Park Foundation. The concrete floor was to be completed in spring 2020 as a Simulated Workplace project, however, it was put on hold due to COVID-19. A major drainage issue at the site of the former Tunnel 9 was repaired by raising the trail surface and ditching. Three hundred tons of stone were applied to a one-third mile section. Several shallow culverts were installed along the Trail, and two minor slip repairs were completed. The North Bend Rail Trail Foundation received a \$10,000 grant for bridge decking that also included funds to acquire a generator and power tools to use for construction. Bridge decking replacement was postponed due to COVID-19.

NORTH BEND STATE PARK

The most significant project during the reporting period was the installation of a new water system in River Run Campground. This completes a four-year project to improve the campground including replacing the electric system, addressing drainage and erosion concerns and installation of water service on each site. The sewer line from the bathhouse was replaced. Upgrades to picnic area restrooms and campground bathhouses continued with the complete renovation of the restroom at Shelter 2.

During the time the park was closed due to COVID-19, staff completed smaller projects such as painting several buildings, reroofing the check-in station at River Run Campground, rebuilding several of our trash can bins and installing new grills at the picnic shelters. A complete update was done to both the front desk manual as well as the servers training manual in the restaurant.

PANTHER STATE FOREST

The bathhouse interior and exterior were repainted, along with many posts, benches, and some of the picnic shelters. LED lighting was installed at the Group Camp and the pool concession stand. Extensive chainsaw work was done on the trails and park roads to remove trees brought down by storms.

PINNACLE ROCK STATE PARK

The major project during the reporting period was the repair of a leak in the rock strata of the lake. Grout was pumped into five of the deepest holes, covered with rubber membrane and the edges were sealed. The work slowed the leak and should keep the lake levels closer to normal. A new footbridge was constructed on a hiking trail, and trail heads were blocked to prevent ATV access. Several dangerous trees were removed along the trails at Pinnacle Rock. The new "Friends of Pinnacle Rock State Park" Foundation was organized and began operations.

PIPESTEM RESORT STATE PARK

Renovations were completed at the Canyon Rim Gift Shop. HVAC systems were installed at the Nature Center, Mountain Creek Outfitters, and the ice cream shop. Two footbridges were installed along the Lick Hollow Trail leading to the zipline. Three HVAC units were replaced in the cabins. Two large decks were constructed, one at Mountain Creek Restaurant and the other adjacent to McKeever Lodge. Electrical and water upgrades were added to campsites 51-82. The Nature Center was renovated with new carpet, walkways, paint and displays. Pictures were installed throughout each cabin displaying activities offered at the park. The miniature golf course received some upgrades utilizing the recreational bond fund. Fire alarm upgrades were completed at the stables, recreation center and Par 3 Pro Shop. The main electrical service was replaced at Mountain Creek Lodge. Repairs were made to the Bolar Observation Tower. Upgrades were conducted on the control panel for our main water supply. Septic tanks were installed for cottages 1-13. The very popular Splash Park and Beach area opened in August 2019.

PRICKETT'S FORT STATE PARK

Five outdoor concerts were provided free to the public during the summer 2019. Weekly summer programs including "Colonial Kids Day" and "Hearth Cooking" remained popular. The "18th Century Firearms and Accoutrement Show" drew in excess of 600 visitors. The historical area transitioned from self-guided to fully guided tours, though adjustments had to be made during the COVID-19 pandemic. Cedar shingles were replaced on the Gunsmith Shop in the Fort, and the main park road was paved.

SENECA STATE FOREST

Staff refinished the wood floors in three cabins. Completed bond projects included the replacement of the forest's water treatment system, purchase of two wood burning cook stoves for cabins, new granite kitchen countertops in all eight cabins, and new kitchen cabinets in four cabins. Eight windows in the fire tower cabin were replaced. An on-demand water heater was installed to replace the conventional water heater serving the office and guest laundry. Volunteers donated 364 hours assisting with such tasks as trail maintenance, handling firewood and grounds maintenance. Working with the Division of Forestry, a new trail head parking area was established at the intersection of the Allegheny Trail and Thorny Creek Mountain Road. The West Virginia Scenic Trails Association held their Annual Allegheny Trail Trek at Seneca State Forest.



STONEWALL RESORT STATE PARK

Two deluxe cottages were built and put into the rental rotation this year, with many reservations being booked even before construction was completed. The footbridge connecting the campground to the lodge and restaurant was renovated with soft lighting. Trees were removed at strategic areas of the golf course to allow for better sunlight and air circulation, which improved turf conditions. Some of the areas where trees were removed were converted into pollinator zones. Work began on the two-mile Woodland Trail. The park continued hosting the annual National Hunting and Fishing Days, and in the fall of 2019 hosted the year-end event for the National Interscholastic Cycling Association (NICA), with 155 middle and high school competitors and over 500 spectators. The success of the event prompted plans to build additional mountain biking trails and associated facilities.

TOMLINSON RUN STATE PARK

The construction of the new Group Camp shower house was completed. Renovations to the Group Camp kitchen were made which included a new stove, flooring, cabinets, dishes, utensils, coffee maker, and microwave. New tables and chairs were purchased for the recreation hall at the Group Camp. Sunshades were installed at the pool, along with new lounge chairs. Pedal boats and row boats were purchased for the rental operations. Fire rings and grills were bought for the campground and are being installed as needed.

TU-ENDIE-WEI STATE PARK

Bond financed electrical upgrades began but were delayed due to COVID-19 related school closures. Work is expected to resume once the Simulated Workplace program can be used, and the students are back in class. New borders were added to all flower beds in the park.

PARKS AND RECREATION



TWIN FALLS RESORT STATE PARK

During the reporting period, the park saw a major renovation project of all 14 cabins. Painting, new roofs and deck construction were completed on 12 cabins. All 14 cabins received new kitchens, windows, doors, door locks, furniture, and HVAC systems. New conduit and electric service were installed in two cabins, and five cabins received new water lines. Cabin 6 was damaged by a falling tree. Staff repaired the roof, replaced the back deck, rebuilt the back walls, replaced two windows and a door.

The park worked jointly with the Appalachian Power Company to install new 7,200-volt primary service from the golf course to the cabin area. The right-of-way was trimmed, and several poles and the associated switch gear were replaced. Significant issues with the park water supply were addressed by working with the local PSD to minimize usage during a three-month period while over a mile of new water line was installed. Staff installed 2,700 feet of new water line and 7,200-volt primary electrical service to the new Picnic Shelter #4.

Staff built and installed 60 animal resistant refuse boxes in the picnic areas and campground.

The indoor pool area was renovated which included removing and reinstalling the plank ceiling, replacing the ventilation system hangers, refinishing all furniture, cleaning and painting all metal work, staining the plank ceiling and wood trusses, draining, patching and repainting the pool and spa. The pool restrooms were also painted and refurbished.

The portico at the lodge entrance was refurbished with repairs to the stone column bases and cleaning and staining wood columns, ceiling planks, and trusses.

The restaurant public restrooms were renovated with new stall partitions, lavatories, fixtures, lighting, and painting.

TYGART LAKE STATE PARK

During the reporting period, several deferred maintenance projects were completed, and others are on schedule to be completed before the end of 2020. Park staff assumed in-house management of the Lodge restaurant in July 2019.

A major road improvement project was completed in the cabin area and included paving the upper and lower cabin roads, ditch cleaning, culvert replacement and the addition of several new culverts. Several parking lots were paved. Work began in 2019 to provide Internet access in the cabins, campground, marina, and swimming area.

The two courtesy docks for ADA access were installed at both boat ramps, along with cabin courtesy docks. Remodeling of the cabin bathrooms continued into 2020.

A Request for Proposal (RFP) to operate an inflatable water park at the swimming area location was released in late 2019, and the contract was awarded for operations to begin in summer 2021.

The removal of dead ash trees continued through 2019-2020. Contractors removed 37 high risk trees from the cabin area and park office, while park staff removed others throughout the park.

A new playground was added behind the park office, adjacent to the large pavilion. A complete interior remodel of the campground bathhouse was begun with the women's side completed, and the men's side still underway, at the end of the reporting period.

A new multi-purpose, two-mile loop trail was added near the campground. The trail was constructed completely by volunteer work.

VALLEY FALLS STATE PARK

The Gift Shop operated by the park foundation completed its first year of operation. The park improved a fishing spot above the falls area to include two benches, two fishing pole holders and a picnic table. With the help of volunteers, mountain bike trails were added to the trail system. These trails range from moderately difficult to expert and have been extremely well received by the local mountain biking community. The Marion County Chapter of the West Virginia Master Gardeners assisted the foundation and park staff to make major upgrades to flower beds including new flowers, rocks, driftwood, weed control materials and new mulch. The park staff replaced the roof of the sand filtration unit building. The park held many weddings and gatherings throughout the year. Special events included a car show, mountain bike race, kayak training event, and saw whet owl banding.

WATOGA STATE PARK (includes Calvin Price State Forest)

More dead and dangerous trees were removed from around the cabins in Bucks Run and Pine Run. New roofs were put on the Riverside Check-in Building, and lower bathhouse. Picnic area restrooms were remodeled. Eleven campsites at Riverside Campground were expanded and leveled, with wooden borders added to most sites, along with new gravel. Approximately 90% of exterior light fixtures on the park were replaced with units that conform to Dark Sky standards.

Ten miles of main park roads were paved. Thirty-one new composite park benches were installed throughout the park.


Bond projects included in-house remodeling of four Legacy cabins in addition to 11 cabins remodeled by contractors. All Legacy cabins received new appliances and mini-split HVAC systems. The Beaver Creek bathhouse was remodeled. Twelve campsites at Beaver Creek were expanded and leveled.

WATTERS SMITH MEMORIAL STATE PARK

Work continued with the Pioneer Shelter restroom project. New commodes, sinks, urinals, baby changing tables and plastic wall panels were installed. United Technical Center Electrician class installed electric into the facility.

Extensive repairs to the historic Smith Home including insulation and siding began and are ongoing. A cedar fence was installed around each of the two Smith Cemeteries located on the park. Construction of a beginner mountain bike trail by professional trail builders began and was ongoing at the end of the reporting period.

United Technical Center students constructed the following for the park's trails: 12 children's picnic tables, six trail benches and 12 flying squirrel nest boxes. South Harrison High School Future Farmers of America grew flowers for the park grounds.



WEST VIRGINIA

DNR

**PLANNING,
ENGINEERING AND
MAINTENANCE**

Bradley S. Leslie, *Chief Engineer*



PLANNING, ENGINEERING AND MAINTENANCE

Overview

The Planning, Engineering, and Maintenance Office (PEM) serves the Division of Natural Resources through many functions. PEM is responsible for the proper planning of all significant capital improvement projects, as well as major maintenance projects; all construction or consulting related to bidding documents and overseeing their ultimate proper disposition through the Division of Purchasing; and representing the agency as the owner for all significant construction and architectural/engineering projects by providing administration for these contracts.

The Planning Engineering and Maintenance Office is also tasked with assisting in and ensuring the compliance of federal and state environmental regulations by all sections of the DNR. We maintain the agencies West Virginia National Pollutant Discharge Elimination System permits and provide support to the sub agencies in their compliance, recordkeeping and reporting.

PEM provides technical support primarily to the Parks and Wildlife Sections, as well as to the Administration and Law Enforcement Sections. This support includes technical advice for building maintenance and improvements, environmental compliance, water and wastewater treatment, and infrastructure repairs and improvements.

The PEM office is responsible for monitoring and maintaining certain systems as they relate to public safety. Proper inspection, maintenance, and repairs are required to maintain public safety for the agency's dams, ski lifts, aerial tramway, surface lifts, and nautical vessels. This very important function of PEM is accomplished by striving to ensure compliance with codes and standards more stringent than state code in many instances.

PEM also works with FEMA and the State Division of Homeland Security following the occurrence of a state disaster, submit reports of damages, see that damages are repaired, and the state is properly reimbursed.

SUBSTANTIALLY COMPLETE PROJECTS AS OF JUNE 30, 2020, INCLUDING 19 PROJECTS FOR PARKS SECTION AND 15 FOR WILDLIFE RESOURCES SECTION (completed between June 2019 and June 2020)

- Audra State Park Septic System
- Babcock State Park Supply House Roofing Project
- Berkeley Springs State Park Old Roman Bathhouse Remodel
- Beech Fork State Park Campground Electrical Improvements
- Blackwater Falls State Park Lodge
 - Main Entrance Canopy
 - Swimming Pool Renovations
- Bowden Fish Hatchery
 - Feed Storage Building and Visitors Center Roof Replacement
- Cacapon Resort State Park Lodge
 - Water and Sewer Improvements
- Canaan Valley Resort State Park Lodge Roof Repair
- Cass Scenic Railroad State Park Emergency Lift Station Repairs
- Claudia L. Workman Wildlife Education Center
 - Infrastructure, (Phase 1)
- Conaway Run
 - Dam Repairs
 - Shooting Range Improvements
- District 2 Fish Lab Furnishings Renovations
- Edray Hatchery Water Supply Rehabilitation
- Greenbrier State Forest Water Line Connection to the PSD
- Green Bottom WMA Office Roof Replacement
- Handley WMA Headquarters and Shop/Storage Buildings
- Little River WMA Roofing Project
- Moundsville Dock Repairs
- Neola WMA Building Renovations
- North Bend Rail Trail Culvert Repairs
- North Bend State Park Event Shelter
- Pipestem Resort State Park
 - Beach and Pier Improvements
 - Outdoor Pool Demolition and Splash Pad Construction
 - Campground Improvements
- Reeds Creek Hatchery Sludge Removal Project
- Tomlinson Run State
 - Park Bathhouse
 - Sanitary Connection to PSD
- Twin Falls Resort State Park Event Shelter
- Tygart Lake State Park Lift Station Repair
- Wallback WMA Building Renovations
- Winfield Boating Access Facility
- West Fork River Boat Ramp Improvements

PLANNING, ENGINEERING AND MAINTENANCE

CONSTRUCTION AND DESIGN PROJECTS IN PROGRESS AS OF JUNE 30, 2020 OR AFTER, INCLUDING 47 PROJECTS FOR PARKS AND RECREATION SECTION AND 22 FOR WILDLIFE RESOURCES SECTION

- Babcock State Park
 - Water Line Replacement
 - Cabin Area Electrical System Renovation
- Bowden Hatchery
 - Raceway Renovation Project Contract 2
 - Recirculation and Wastewater System Contract 3
- Beech Fork State Park
 - Lake Dredging
 - Campground Bathhouses and Comfort Stations ADA Improvements
- Blackwater Falls State Park
 - Wastewater Treatment and Collection System Repairs
 - Lodge Redecoration
- Cacapon Resort State Park
 - Campground Construction
 - Wastewater Treatment Collection System Rehab
 - Lodge Addition
 - Golf Course Drainage Improvements
- Canaan Valley Resort State Park
 - Wastewater Treatment and Collection System Repairs
- Cass Scenic Railroad State Park
 - Wastewater Collection System Renovations
 - Water Tank Replacement
- Chief Logan State Park
 - Water Line Replacement
 - Wastewater Improvements
 - Water Slide Replacement
- Claudia L. Workman Wildlife Education Center (Phase II) Building Construction
- Coopers Rock State Forest
 - Water and Wastewater Improvements
 - Superintendent Residence
 - Campground Bathhouse ADA Improvements
 - New Restroom
- District 2 and 3 Offices Renovations
- District 6 Office Construction
- Elk River Boating Access Sites (Five Sites)
- Frozen Camp WMA Headquarters and Shop/Storage Building
- Fairfax Lake Dam Repair
- Guyandotte Boating Access Facility
- Hawks Nest State Park
 - Lodge Structural Repairs
 - CCC Museum
 - Pavilion Renovations
 - Lodge Redecoration
- Holly River State Park
 - Connection to Public Water
- Kanawha River
 - Boat Access Site/South Charleston
- Kanawha State Forest
 - Campground Existing Washhouse ADA Improvements
 - Campground New Washhouse & ADA Improvements
 - Dunlop Hollow
 - New Comfort Station
 - Campground Electric Improvements
- McClintic WMA
 - Residence Roof Replacement
- Meadow River Boating Access Sites (2)
- Moncove Lake State Park
 - WWTP upgrades
- Mt. Storm Boat Ramp Improvements
- North Bend State Park
 - Water Line Replacement
 - Wastewater Improvements
 - Lodge Landscaping
 - Lodge Redecoration
 - Cokeley Branch Campground Improvements
 - Cokeley Branch Well Plugging
- Palestine Mussel Hatchery
- Pipestem Resort State Park
 - Upper and Lower Tram Structural Repairs and ADA Improvements
 - Wastewater Treatment and Collection System Repairs
 - Lodge Redecoration
- Ridge Hatchery
 - Water Supply Rehabilitation
- Rollins Lake Dams Repair
- Statewide Shooting Range
 - Lead Management Plan and Range Improvements
- Summersville Lake WMA
 - Headquarters and Shop/Storage Buildings
- Tomblin WMA
 - Headquarters and Shop/Storage Buildings and Elk Observation Tower
- Tomlinson Run State Park
 - Pool Slide Replacement
 - Pool Bathhouse Roof Replacement
 - Stream Enhancement
- Twin Falls Resort State Park
 - Structural Repairs
 - Golf Course Irrigation System
 - Outdoor Pool Replacement
- Turkey Run Dam Repairs
- Tygart Lake State Park
 - Wastewater Improvements
- Upper Decker Creek
 - Dams Improvements
- Watters Smith Memorial State Park
 - Master Plan
 - Event Shelter
- Watoga State Park
 - Wastewater Improvements
 - Water Line Replacement
 - Swimming Pool Renovation



WILDLIFE RESOURCES

Paul R. Johansen, *Chief*

WILDLIFE RESOURCES

The Wildlife Resources Section (WRS) is responsible for the management of the state's wildlife resources for the use and enjoyment of its citizens. The primary objective of the Section is to maintain and perpetuate fish and wildlife at levels compatible with the available habitat, while providing maximum opportunities for recreation, research, and education.

Operations Unit

INFORMATION, EDUCATION AND OUTREACH PROGRAM

Traditional public meetings to present proposed regulation changes to hunters, anglers, and other interested individuals were canceled due to COVID-19 pandemic concerns. Comments on the proposed regulations for the upcoming seasons were solicited through submission of written responses to questionnaires. Forty-nine clubs with 8,390 members, and 397 individuals, submitted completed questionnaires.

The WRS staff assisted conservation and civic clubs, schools, and communities with various wildlife-related inquiries and informational needs. These activities included working with organizations and events such as the Boy Scouts, 4-H clubs, Envirothon, hunting, trapping, and fishing-based clubs, nature tours, outdoor and hunting shows, fairs, training schools and the National Hunting and Fishing Days Celebration. Cooperation was extended to universities and colleges by staff serving as guest lecturers.

The West Virginia State Wildlife Center continued to provide an excellent opportunity to observe and learn about the Mountain State's abundant wildlife of both past and present. In 2019, the facility was visited by 40,709 visitors generating \$91,826 in total admissions. The Wildlife Center offered several special events that included Groundhog Day, National Hiking Trails Day, West Virginia Day, a 4th annual primitive "Rendezvous,"

The West Virginia Recruitment, Retention, and Reactivation (R3) Strategic Plan

As hunting and angling participation trends decline, faced with societal changes, and recognizing a need to better connect West Virginia citizens with the outdoors, the WVDNR developed a Recruitment, Retention, and Reactivation (R3) strategic plan to guide future efforts and program development. Building on plan development that began in February 2018, the draft R3 strategic plan was shared internally in September 2019. Employee feedback was collected and resulted in minor changes to the strategic plan.

On February 8, 2020, the WVDNR held a one-day R3 Stakeholder Summit at Stonewall Resort State Park. The meeting was facilitated by the Wildlife Management Institute and DJ Case and Associates. Assistance was provided from the Recreational Boating and Fishing Foundation and numerous WVDNR staff members. The purpose of the summit was to introduce external stakeholders to the R3 strategic plan and solicit their feedback. A total of 40 conservation and outdoor recreation organizations were represented at the meeting.

In conjunction with the R3 Stakeholder Summit, the R3 strategic plan was released online for public comment. The comment period was open from February 8, 2020 to April 30, 2020. The public comment website was promoted through multiple social media posts and traditional media interviews. A total of 147 public comments were received and sent to the WVDNR writing team for review. During FY21, any external feedback that the writing team finds appropriate will be written into the strategic plan. Additionally, a communications strategy will be developed and implemented to begin execution of the strategic plan.



Fall Hayrides and Spooky Nights Tours. In 2019, the Wildlife Center underwent a large-scale renovation of the facility's entire electrical system (new lines, conduit, and boxes at pens), and this project included installation of a backup diesel generator for uninterrupted service during electrical outages and emergencies.

In this reporting period, more than 120 hunters had a deer scored by an official WVDNR scorer, or affiliated scorer, certified through the Boone and Crockett Club and/or Pope and Young Club. During the 2019-20 hunting season, 62 bucks were harvested with a gun, muzzleloader, bow, or crossbow, and met the requirements of the WV Big Buck Certification Program. An additional 12 bucks from previous years were officially scored and met the requirements for a WV Big Buck Certificate.

Staff conducted, or assisted, in more than 10 fishing education events involving more than 1,000 participants. These events included National Hunting and Fishing Days, Black Walnut Festival, Conservation Camp, Charleston Hunting and Fishing Show, Gold Rush, WV Arts and Crafts Fair, Hooked on Fishing Not on Drugs, Kid's Fishing Derby, and numerous Outdoor Classrooms.

The weekly West Virginia Outdoors and DNR Report radio programs with Chris Lawrence were broadcast over 17 Metro-News-affiliated stations throughout the state.

INFORMATION, EDUCATION AND OUTREACH PROGRAM CONTINUED...

Archery in the Schools

In the 15th year of operation, this program reached more than 300 schools. During FY20, WVDNR hosted six Basic Archery Instructor Training courses adding an additional 103 instructors to the program. The 2020 Archery in the Schools State Qualifying Tournament was held from January 1, 2020 to March 2, 2020. A total of 1,334 students from 83 schools participated.

Due to the COVID-19 pandemic, the WV Archery in the Schools State Tournament was canceled on Friday, March 13, 2020. Scores from the State Qualifying Tournament were converted to a virtual State Tournament in hopes that students would still be able to participate in the National Archery in the Schools (NASP)* Eastern Nationals and World Tournaments. Unfortunately, due to the pandemic, those events were also canceled.

Hunters Helping the Hungry

The Hunters Helping the Hungry (HHH) program is a cooperative effort that involves the WVDNR, hunting community, meat processors, Mountaineer Food Bank, Facing Hunger Foodbank, and a statewide network of more than 600 food pantries, shelters, churches, children's homes, and similar groups. Since its inception in 1992, the HHH has provided 1,380,840 pounds of venison. In 2019, hunters donated a total of 679 deer (23,385 pounds of venison) that contributed to approximately 31,180 meals. In 2019, program costs (e.g., processing and transport) were \$45,266.39. Many of these costs were offset by donations from the annual "Share the Harvest Sunday," the "Governor's One Shot" fundraiser, and the generosity of private individuals. The WVDNR is prohibited from using license revenue to fund HHH and must rely upon these generous funding sources to successfully operate the program.

National Hunting and Fishing Days - Stonewall Resort State Park

West Virginia's Celebration of National Hunting and Fishing Day provided the public with hands-on learning opportunities in the areas of wildlife and outdoor recreation. The WVDNR teamed up with the West Virginia Wildlife Federation to promote and coordinate this event held on September 21 and 22, 2019. More than 4,500 were in attendance to try their hand at everything from archery, rifle and shotgun shooting, fly-fishing, and bow fishing, to list only a few activities. In addition, attendees also had the opportunity to attend several wildlife demonstrations and visit approximately 60 vendors at the event.

Outdoor Youth Challenge

The Outdoor Youth Challenge (OYC) is held annually at West Virginia's Celebration of National Hunting and Fishing Day. During the two-day 2019 event, more than 1,400 young people participated in hands-on activities and displays that encouraged them to gain knowledge and experience about wildlife, hunting, fishing, firearms safety and outdoor recreation. Youth can choose to compete, or only participate, in events. Numerous door prizes were given out, with two lucky recipients receiving a lifetime combination hunting, trapping and fishing license. WVDNR Law Enforcement personnel coordinate the OYC with the assistance of WRS personnel.

CAPITAL IMPROVEMENTS PROGRAM

The WRS continued its successful capital improvements program to enhance opportunities for hunters, anglers, and other wildlife recreationists. Funds for capital improvements are primarily derived from 10 percent of the hunting and fishing license revenues and from the purchase of Conservation Stamps by licensed hunters and anglers. This program provides facilities, such as wildlife management areas, shooting ranges, fishing and boating access sites, physically challenged accessible hunting and fishing facilities, fish hatcheries and dam improvements for the benefit of hunters, anglers, shooting sports participants and boaters.

The year's major projects were:

- Construction of a headquarters and storage building complex at Handley Wildlife Management Area, Pocahontas County.
- Rehabilitation of the Fisheries Lab at the District 2 Office in Hampshire County.
- Repaired the roofs on the feed storage building and Visitor's Center at Bowden State Fish Hatchery, Randolph County.
- Renovation of the drainage system and wastewater treatment pond at Reeds Creek State Fish Hatchery, Pendleton County.
- Improved access to the West Fork River by expanding parking and installing a concrete ramp near Good Hope, Harrison County.
- Upgraded facilities including roof repairs and building upgrades at Wallback, Neola, and Greenbottom Wildlife Management Areas (WMA) in Roane, Greenbrier, and Cabell counties.

WILDLIFE RESOURCES

GEOGRAPHIC INFORMATION SYSTEMS (GIS) AND TECHNICAL SUPPORT PROGRAM

Support of annual projects included producing game harvest summaries, summarizing spring gobbler survey results, summarizing responses from the grouse cooperator survey, summarizing bow hunter survey results, processing antlerless deer eligibility notices for mailing, summarizing statewide hunter prospects and mast surveys. Staff prepared and submitted fiscal notes on legislation during the 2020 legislative session.

Staff provided technical assistance and training on GIS and Global Positioning Systems (GPS) data acquisition and dataset development, GPS data management, GIS application use, cartography, large-format printing, and spatial data analysis. Traditional Trimble GPS data collection, ArcGIS Survey123 and Avenza Maps on mobile devices were implemented for field use. Staff provided geospatial services and support for projects operating statewide to ensure the collection of accurate locations of field survey data. GIS capabilities were deployed across the agency and ongoing staff instruction was provided by request.

GIS and Technical Support maintained and managed over three terabytes of natural resource base mapping information ranging from statewide aerial photography, satellite imagery, topographic maps, soil surveys, geology, elevation models for visualization and watershed modeling, streams, wetlands, public fishing lakes, lake depth, demographics, political boundaries, land use/land cover, and other natural resource datasets. Use of these GIS datasets by agency staff continued to grow and become incorporated into the daily workflow and basic analysis of project data for management of state lands.

Staff responded to requests for data from consultants, partners, and other federal, state, and non-governmental organizations as needed. Staff provided data to support WRS projects and activities. Species database support, GIS analysis, data management, metadata, and map layouts continued for Conservation Focus Area Plans as part of State Wildlife Action Plan annual updates and revisions. Staff maintained several GIS-based tools and projects, providing data updates, and training support.

The Hunting, Trapping, and Fishing interactive online map continued to be hosted by the WV GIS Technical Center (WVGISTC). This tool provided the public with increased access to Wildlife Resources Section facilities including Wildlife Management Areas, stream access sites, float trips, check stations, license agents, physically challenged or Class Q opportunities, district office contact information, and links to online resources for license purchases and regulations. Staff collected, processed, and added to the lake depth data in the past year.

Staff finalized a project with the Natural Resource Analysis Center at West Virginia University to update land cover for West Virginia. A spectral classification at 5-meter resolution was developed using object-based image analysis. More detailed classes were added from the WV Terrestrial Habitat



Map, National Land Cover Data, and WV Department of Environmental Protection updated National Wetlands Inventory. The new land cover data were used for Wildlife Management Area planning, species habitat suitability mapping, and other statewide projects.

The Interagency Coordination Tool was maintained in cooperation with the Natural Resources Conservation Service (NRCS), US Fish and Wildlife Service, and WVGISTC to analyze project areas for threatened and endangered species. The online tool generated appropriate conservation practices to assist NRCS personnel in protecting these species as they develop projects.

Staff initiated a project with Davis and Elkins College to complete habitat suitability models for six threatened and endangered plant species: *Arabis serotina* (shale barren rock cress); *Isotria medeoloides* (small whorled pogonia); *Ptilimnium nodosum* (harperella); *Scirpus ancistrochaetus* (Northeastern bulrush); *Spiraea virginiana* (Virginia spiraea); and *Trifolium stoloniferum* (running buffalo clover). Wildlife Diversity's Botany Program previously coordinated this work and produced 90-meter models range-wide. These updated models will focus within West Virginia at the 30-meter resolution and be more detailed and useful for environmental review, planning, and listing status review.

GIS staff continued to develop, update, and assist WRS staff on the use of the Watershed Resources Registry (WRR). The WRR is an online mapping tool that allows staff to coordinate with other agencies more effectively; identify candidate locations; assess and compare potential projects; export data and print site maps for field visits; and input a site visit form connected to a point on the map. The WRR is now linked to two additional Federal planning tools, EPA NEPAAssist and US Fish and Wildlife Service IPaC, adding the ability to generate reports for an area of interest from within the WRR tool.

ENVIRONMENTAL COORDINATION PROGRAM

Hydropower

Staff consulted with the WV Department of Environmental Protection (WVDEP), US Fish and Wildlife Service (USFWS), U.S. Army Corps of Engineers (USACE), and the Federal Energy Regulatory Commission (FERC), applicants, and operators on hydropower projects in West Virginia. Actions were taken on 14 licensed and active hydropower projects ensuring compliance with Clean Water Act conditions and FERC license articles. Four projects remained in varying stages of construction with one project withdrawing its application. Compensatory mitigation for the loss of aquatic resources continued for four of the licensed projects with discussions and further analysis being conducted for the remaining licensed projects. The Racine Hydroelectric Project continued to progress through the relicensing process with the expected date of license certification in 2023. The Lake Lynn Hydroelectric Project formally began the relicensing process for the expected licensing date of 2024. Deliberations continued with the Millville Project to achieve adequate downstream passage protection for the American eel. Staff continued to work with the Hawks Nest Project and state partners in establishing and securing two new access sites along the New River. Additionally, the WRS received original applications for three pump storage hydroelectric projects. The applicant has since withdrawn these applications.



Wind Power

No new wind power projects have been proposed for West Virginia. Coordination continued for the Short Mountain, Black Rock, Beech Ridge II and Pinnacle wind facilities.

Gas and Oil

Staff provided coordination with the natural gas industry to attempt to mitigate impacts to our charge resources. Staff reviewed various applications for oil and gas related activities, including well locations, pipeline activities and fractionation plant development. Assistance was provided to the WVDNR Office of Land and Streams for review of lease agreements for oil and gas under the Ohio River. Technical support was provided to WVDEP Offices of Oil and Gas and Waste and Water, concerning impacts to fish and wildlife associated with oil and gas production and transmission. Support was also provided to Fish and Game Management Units for oil and gas activities on Lewis Wetzel Wildlife Management Area.

Staff continued cooperative efforts with The Conservation Fund and industry to provide conservation measures and habitat replacement projects for impacts resulting from natural gas pipeline construction.

Technical assistance continued with WVDEP concerning stream impacts from construction of transmission lines, gas fractionation facilities, and the associated stream restoration projects required as mitigation. Staff aided WVDEP, USACE and USEPA in review of the Clean Water Act Section 404 violations at numerous oil and gas construction sites and related wetland, stream mitigation, and restoration activities. Assistance was also provided to industry, state and federal regulatory agencies related to development of Best Management Practices for stream crossing activities. Support was provided for training in the application and use of trenchless methods of pipeline crossings of streams and wetlands. Staff provided continued support to the USFWS in protecting their charge resources potentially impacted by the oil and gas industry. National Environmental Policy Act review, as a cooperating agency, was provided to FERC for several proposed natural gas pipelines.

Clean Water Act 404/401 and Section 10

The Coordination Unit continued to provide technical support for Clean Water Act (CWA) Section 404/401, and River and Harbors Act Section 10 certifications, to WVDEP under our long-standing Memorandum of Understanding. Staff reviewed and submitted comments for wetland and stream restoration, economic development projects, etc. Considerable mitigation in the form of avoidance, reduction of potential impacts, restoration, and enhancement of aquatic resources was secured as a result of these efforts. Due to recent policy changes to the definition of Water of the United States, Nationwide Permits, and

WILDLIFE RESOURCES

ENVIRONMENTAL COORDINATION PROGRAM CONTINUED...

proposed changes in the administration of states' 401 programs, considerable time and effort has been expended determining paths forward for WVDNR's role in the conservation of our charge resources.

Staff reviewed and submitted comments to WVDEP on approximately 48 Individual 401 Water Quality Certifications this reporting period.

Staff continued to participate in the National Environmental Policy Act process for several West Virginia Division of Highway's (WVDOH) major projects such as: Proctor to Kent, Parkersburg to St. Marys, and New Cumberland; two Bypasses: Berkeley Springs and Scott Miller. Fishing access was discussed with WVDOH and will be added into the plans for Long Run Bridge Buffalo Creek and J.C. Cruikshank Bridge Elk River. Staff reviewed numerous smaller transportation improvement projects: Eighty-eight bridges, 74 culverts, 12 bank stabilizations, and 38 roadway repairs.

Staff reviewed 45 Stream Management Plans submitted by the West Virginia Conservation Agency (WVCA) on behalf of individual landowners to accomplish relatively minor bank stabilization and channel improvement projects.

Staff coordinated with WVDEP, Tunnel Ridge, and other staff within WVDNR in identifying areas of concern, and in drafting a memo of understanding, to adequately mitigate for the expected subsidence to occur at the Bear Rock Lakes WMA.

Staff responded to requests from WVDOH, local officials, state officials, and numerous watershed groups for information on permitting issues relating to wetland/stream disturbance, mitigation obligations, permit compliance, Natural Stream Design, flooding and other related topics. Staff provided review and comment on potential endangered species issues to West Virginia Voluntary Organizations Active in Disaster Relief regarding flood-related private bridge repair/replacement projects.

Mitigation Banking and In-Lieu Fee

Staff served on the Interagency Review Team (IRT) to review, comment, and approve Mitigation Banks and In-Lieu Fee (ILF) projects. Staff attended field reviews and provided design input for the development of several newly proposed mitigation banks. Staff verified yearly monitoring reports and conducted field reviews at existing mitigation banks. Staff coordinated ILF projects including major stream and wetland restoration projects on Frozen Camp WMA, Mill Creek WMA, McClintic WMA, Green Bottom WMA and Kanawha State Forest. There were 50 projects being administered by the IRT during this reporting period. Staff coordinated with WVDEP in the development of a rapid functional assessment for wetlands that will be utilized to determine credit and debits for wetland impacts and aide in the monitoring of our state wetlands.

Regional Permits

Two Regional General Permits (RGP) required attention this reporting period. The WVCA utilized their RGP to expedite authorization of steam recovery projects (removal of channel blockages, bank stabilization, debris removal, channel restoration) after declared disasters. The WVDOH requested the development of an RGP to cover common activities related to road construction and maintenance. Staff worked with WVDEP, USACE and WVDOH staff to formulate the new WVDOH RGP. The WVDOH RGP was approved this reporting period.

Spawning Waivers

Staff received, reviewed, coordinated, and documented the issuance of fish spawning season restriction waivers, as required by the WVDEP's 401 Water Quality Certification Standard Condition #12. This work requires coordination with WRS Biologists, consultants, industry, private residents, as well as state and federal agencies. Approximately 240 waiver requests were received and reviewed during the reporting period. Waiver requests received were WVDOH (65), pipelines (112), utility lines (19), water withdraw (18) and 12 other miscellaneous projects.

Refuge Coordination

Staff continued working with USFWS to revise hunting, trapping, and fishing regulations on Ohio River Islands National Wildlife Refuge and Canaan Valley National Wildlife Refuge. Other activities included early successional habitat development and control of invasive plant species. Coordination continued with minor projects requiring NEPA review for the U.S. Forest Service (USFS) on the Monongahela National Forest.

Natural Resource Damage Assessment

Staff served as lead contact for a Trustee Council associated with the Hanlin-Allied-Olin Natural Resource Damage Assessment. This task required coordination with multiple WRS employees, WVDEP, USFWS, as well as the responsible parties for the damage. This project may result in compensation for long term industrial impacts that occurred in the Hannibal Pool of the Ohio River. The Kanawha River capping project was reviewed this reporting period.

Collection Permits and Data Base Review Requests

Three hundred twenty-six Scientific Collecting Permit applications were reviewed, and permits issued to researchers, consultants, government agencies, and educators. Most permits were issued to consultants conducting presence/absence surveys or performing biomonitoring required by other agencies. Two permit applications were denied, and two permits were revoked. Over 700 projects were reviewed for the occurrence of rare, threatened, and endangered species. These included flood-relief projects, USACE permit applications, infrastructure development and improvements, highway projects and coal mining activities.

Game Management Unit

PUBLIC LANDS PROGRAM

The WRS Game Management Unit conducted habitat management and law enforcement activities on 96 Wildlife Management Areas (WMAs) and eight state forests totaling 499,505 acres. Acquisition of public lands and unique habitats continues to be a priority, especially in targeted regions of the state. A large land acquisition project in the western region of the state, which was partially acquired in FY2019, was completed in FY2020 with the acquisition of 8,255 acres in Calhoun and Wirt counties creating the Little Kanawha River WMA. This large acquisition of former Forestland Group properties was acquired in partnership with The Conservation Fund. In addition, a fee acquisition was made to the Panther WMA (40 acres). Land reviews and associated due diligence were conducted during the fiscal year on numerous properties which will be closed in FY2021.

An extensive wildlife management program was conducted on nearly 1.1 million acres of national forest land (comprised of 14 WMA units) located in West Virginia through a cooperative agreement with the USFS and WVDNR. State wildlife biologists and managers devoted a significant portion of their time reviewing national forest scoping notices, timber sales and providing technical input in the development of national forest plans. Management issues were closely reviewed to ensure that our fish and wildlife resources receive the maximum possible benefit. Joint meetings with the USFS, West Virginia Division of Forestry and the USACE were held to coordinate management activities between the various agencies.

Management on our WMAs and national forest lands was directed toward improving forest age structure and stand composition which created more living space for a variety of species. Much of the forest is of similar age, making it more susceptible to disease and disturbance, therefore reducing resiliency. Commercial forest management activities, which created young forest and structurally complex habitat, were conducted on 689.5 acres. Another 697.2 acres were placed under contract or in the administrative stage, and an additional 536 acres were cruised and marked. Approximately 190 acres of field-border cuts were created. A total of 226 acres of forest mulching was conducted on 10 WMAs.

Management activities by personnel on state and national forest lands included releasing and/or grafting existing trees and planting additional trees and shrubs for food and cover on 73 acres. More than 2,909 acres of wildlife clearings were mowed, and 115 acres of new clearings were established. Lime was applied to 209 acres and fertilizer applied to another 485 acres. A total of 737 acres were seeded to create food plots and dove fields. Prescribed fire was applied to 339 acres to improve the diversity and abundance of desired plants. Herbicide was used on 716

acres to control undesirable/invasive vegetation. Sharecropping agreements were executed on 134 acres to maintain open land habitat; 55 waterholes were maintained to provide a year-round water supply for wildlife. Water levels on 193 acres of wetlands were manipulated to encourage waterfowl utilization. Two hundred and eighty-six wood duck boxes and 59 other species nest structures were maintained.

A total of 697 miles of roads, 207 miles of trails and 14 vehicle and foot bridges were maintained. Road closures (gates) were installed and/or maintained at 608 locations. Eight hundred seventy-nine information and regulation signs were erected or maintained, and 318 miles of boundary was signed and painted. Three hundred forty-three campsites, 6 boat ramps, 23 shooting ranges, 191 parking areas and 25 physically challenged angler and hunter access sites were maintained for public use.

The highly successful controlled waterfowl hunting program at McClintic and Greenbottom WMAs continued to provide quality waterfowl hunting. Approximately 41 waterfowl ponds and 22 shooting stations were maintained on the McClintic WMA including two shooting stations for the physically challenged. A special controlled dove hunt was held on the South Branch WMA with stations available for draw.

WILDLIFE DAMAGE AND NUISANCE WILDLIFE PROGRAM

One hundred twenty-eight nuisance bears were destroyed because of mange, crop damage or nuisance activity. Hundreds of other bear complaints were resolved with harassment measures and/or removal of edible attractions. One hundred twenty-nine bear damage claims were processed.

WVDNR staff handled thousands of additional calls regarding sick, injured or nuisance wildlife during the year. Calls about nuisance wildlife often are resolved by providing technical advice and recommendations, but many require capture and relocation or euthanasia of the offending animal.

The Wildlife Damage Control (WDC) agent program allows for businesses to be licensed with the WVDNR to take and dispose of nuisance wildlife. Thirty-five businesses were licensed by WVDNR during 2019-2020 as WDC agents. The WVDNR assisted the USDA-APHIS Wildlife Services staff on a feral swine control program in West Virginia.

WILDLIFE RESOURCES

TECHNICAL ASSISTANCE PROGRAM

Technical assistance included providing agencies that manage National and State Forests with technical review of proposed actions, assisting private landowners with habitat questions and answering questions from the public. This assistance can be in person in the office, over the telephone, or email, to being onsite helping a landowner. Intra-agency assistance often involves field reviews, coordination and the development of specific management recommendations as well as technical review and comment to NEPA actions. Approximately 452 staff days were spent providing technical assistance.

REGIONAL, NATIONAL AND INTERNATIONAL COORDINATION PROGRAM

Many of the challenges and issues faced by the Game Management Unit were also shared by other states and agencies. The WRS was an active member/participant in many organizations. Notable organizations included: Association of Fish and Wildlife Agencies, Southeastern Association of Fish and Wildlife Agencies, Northeast Association of Fish and Wildlife Agencies, The Wildlife Society, Atlantic Flyway Council and numerous Technical Sections, Southeast Deer Study Group, Southeastern Cooperative Wildlife Disease Study, Eastern Management Unit Dove Technical Committee, Northeast Habitat Technical Committee, Northeast Gamebird Technical Committee, Northern Bobwhite Conservation Committee, Southeast Wild Turkey Working Group, Ruffed Grouse Committee and Appalachian Mountains Joint Venture.



WILDLIFE POPULATION SURVEY AND RESEARCH PROGRAM

Twenty-two woodcock singing ground survey routes were conducted in cooperation with Eastern Management Region states and the U.S. Fish and Wildlife Service (USFWS). A ring-necked pheasant survey was carried out on the Hillcrest WMA. Canada geese and mourning doves were banded in cooperation with the USFWS, Atlantic Flyway States, and states in the Eastern Dove Management Unit to monitor populations and establish harvest regulations. During the FY2019-2020, 976 Canada geese were banded statewide as a part of this effort. In addition, 239 mourning doves were banded. As part of The Northeast Association of Fish and Wildlife Agencies and the Northeast Upland Game Bird Technical Committee, West Virginia along with twelve other states submitted blood samples from harvested grouse for West Nile Virus surveillance. West Virginia grouse cooperators submitted forty-nine samples with results still pending.

Harvest and biological data were compiled and analyzed for hunter-harvested big game species (e.g. deer, turkey, bear and wild boar) as well as hunter and trapper-harvested furbearers (e.g., beaver, fisher, bobcat and otter).

White-tailed Deer

West Virginia continues to be one of the favorite deer hunting grounds in the eastern United States. In the 2019-20 hunting season, hunters harvested a total of 99,437. This was down 9% from the 2018-19 harvest of 108,856 and 13% below the previous five-year harvest average of 114,520. The combined deer season harvest for 2019-20 is the 35th largest total deer harvest on record for West Virginia. The 2019-20 total deer harvest represented one deer killed for every 148 acres of deer habitat in the state, and a 61% harvest decrease from the record harvest of 255,356 deer in 2002. From 1945 through 2019, a total of 6,563,362 deer were harvested in West Virginia. Forty six percent (2,988,437) of the total recorded deer harvest of the past 74 years occurred in the past 20 years.

Special controlled deer hunts were held in 2019 on six West Virginia State Parks. A total of 148 deer (119 antlerless and 29 antlered deer) were harvested. Eighteen deer were taken at Beech Fork State Park, 45 deer at Cacapon Resort State Park, eight deer at Canaan Valley State, 32 deer at North Bend State Park, 33 deer at Pipestem Resort State Park and 12 deer at Twin Falls Resort State Park. This was the fifth year for such a hunt at Pipestem Resort State Park, the fourth year for a hunt at Cacapon Resort State Park, and the third year for a controlled deer hunt at North Bend State Park. All State Park-controlled deer hunts are by application only.

Efforts to monitor and control the spread of chronic wasting disease (CWD) in free-ranging deer in West Virginia by WVDNR, landowners, and hunters continued. In the 2019-20 hunting seasons, 716 hunter harvested deer were brought to WVDNR staffed stations so samples could be taken and tested for CWD. Twenty-two samples were found to have the abnormal protein associated with CWD. CWD has now been detected in a total of 363 deer in Hampshire County, six deer in Hardy County, 21 deer in Berkeley County, seven deer Mineral County and six deer in Morgan County.

A bowhunter survey has been conducted annually since 1995. This cooperative venture with the West Virginia Bowhunters Association is an excellent means of monitoring populations of game animals, and furbearers, as well as providing a method for bowhunters to report their observations.

Elk

Radio telemetry monitoring continued for the elk population including released and West Virginia-born elk. It is estimated a total of 135 elk have been recruited to the West Virginia wild elk population. Ninety (32 bulls, 58 cows) animals have been released from two different outside sources (Land Between the Lakes Recreation Area and Arizona) and approximately 45 calves have been born to free-ranging cows over four summers. Three mortalities have been investigated since the last reporting period, bringing the total number of known deaths to 47. All known mortalities were investigated. They were either recovered for lab necropsies, or necropsied in the field, if retrieval was not possible. All samples were immediately shipped to the Southeastern Cooperative Wildlife Disease Study lab at the University of Georgia College of Veterinary Medicine for analysis. Results from these investigations yielded the following mortality causes: 22- meningeal worm, 15- hold related stress, 3- birthing complications, 2- vehicle collision, 2- unknown trauma, 2- unknown, 1- suspected poaching.

Home range and habitat use analysis of telemetry data is being completed by a graduate student in a cooperative effort with West Virginia University. A total of 28 animals were monitored. Though collar losses and failures coupled with collars removed from maturing bulls as they were outgrown often effect sample size. Efforts are made each winter to replace or attach new collars. These efforts were made January-March to bait and capture individual elk that were not collared or were experiencing radio collar issues (signal, battery life, etc.). Seventeen elk were captured, including seven untagged calves, and equipped with new collars.

A salt block/trail camera study at 50 sites throughout the Elk Management Zone continued to allow for monitoring of both native-born and uncollared animals. This technique was also used to look for elk which may have moved in from surrounding states. In addition, high use areas were monitored during the summer by cellular trail cameras to detect calving successes.

Several presentations regarding program status were given to both public and government groups, including the West Virginia Legislature. The Eastern Elk Workshop was virtually attended to monitor the development of scientific advancements regarding elk and to network with other elk researchers. Maintenance and upkeep of the elk pen is ongoing, and a squeeze chute was erected. No elk were imported into West Virginia during this reporting period.

WILDLIFE RESOURCES

WILDLIFE POPULATION SURVEY AND RESEARCH PROGRAM...

Black Bear

West Virginia hunters harvested 3,099 black bears during the combined 2019 archery and firearms seasons. The 2019 harvest was 19% above the 2,606 bears killed in 2018. The black bear harvest of 2019 is the third highest kill recorded.

Two-hundred sixty-five bears were killed on highways, killed illegally, destroyed or succumbed from other non-hunting causes (electrocution, mange, etc.). This is up 35% from the 197 non-hunting mortalities recorded in 2018. There were 100 deaths from vehicles in 2019 compared to 119 in 2018. The number of illegal deaths was up from 0 to 7 in 2018 to 2019, respectively. Miscellaneous deaths rose from 6 to 30 from 2018 to 2019. Twenty-three of 30 miscellaneous deaths were caused by mange. Bears killed for nuisance or damage activity, increased to 128 in 2019 from the 72 reported in 2018.

Age data from the 2018 tooth samples have been received and hunters were notified of their bear's age. Hunters submitted 1,654 usable teeth (correct tooth, tooth not broken, etc.) for age consideration. There were 1% cubs (22), 31% (511) yearlings, 24% (392) 2-year-olds, 17% (289) 3-year-olds, and the remaining 27% (440) were 4 years old or older. Biologists use age data from hunter-harvested bear teeth to calculate population estimates and mortality rates for black bears in West Virginia. The 1,654 useable teeth submitted in 2018 represent 63% of the total black bear harvest. This rate has gradually improved each year since 2016 (the first-year tooth submission was mandatory). Hunters submitted 49% of the harvest in 2016 and 53% of the harvest in 2017. This rate should improve in the years to come, which will allow for more precise estimates of population size.

Annual Mast Survey

Annually during August, cooperating personnel in the WVDNR rate the abundance of mast produced by selected tree and shrub species. Mast indices are then formulated for each species on a statewide and ecological region basis. This survey has been conducted annually since 1970 and is important information often requested by hunters. Mast abundance is also an important tool to forecast the annual big game harvests.

The 2019 Mast Survey and Hunting Outlook documented mast production for all species combined that was 12% above mast production in 2018 and 6% above the long-term average. In addition, the mast index for all oak species in 2019 was 20% above 2018, but still 8% below the long-term average. Red oak/black oak (+341%), scarlet oak (+228%) and black cherry (+51%) production increased significantly over levels recorded in 2018. White oak (-63%), chestnut oak (-54%) and hickory (-16%) production decreased significantly over 2018 levels.

Cooperative Research Projects

The WVDNR cooperated with West Virginia University on several wildlife related research projects in addition to the elk project. A master's degree-level graduate student continued to examine bobcat home range, movement, and survival. Bobcats captured by trappers and WRS personnel, were equipped with GPS collars to record movements and survival. The student's research will be very important to furbearer management in West Virginia. A second master's degree student continued to study the genetic variation in West Virginia's fisher population to determine the effectiveness of the original stocking from 50 years ago. This data will help to establish the genetic variation of our population and guide future management of this species. Both M.S. students should graduate in May 2021. A Ph.D. student continued to examine the impacts of timber cutting on a variety of wildlife species. Timber cutting is essential to both game and non-game wildlife. The student is focusing on different cutting intensities, treatments, and harvest size to determine what management practice will provide the most benefit to non-game songbirds, amphibians, reptiles, and some game birds. This student is expected to graduate in December 2020.

Wild Turkey

Spring gobbler season began in 1966 on our wildlife management areas and went statewide in 1968. Hunters harvested 11,314 bearded turkeys during the 2020 spring gobbler season. This harvest is 9.0% above the 10-year average. Hunters harvested 1,113 fall turkeys in 2019, down 8.4% from 2018 and 14.1% below the five-year average.

The spring gobbler survey was conducted jointly by the Wildlife Resources Section and the West Virginia Chapter of the Wild Turkey Federation. The survey serves as a means for hunters to report their observations and opinions about wild turkey management. It also allows biologists to track species throughout time and serves as a valuable tool to help monitor wildlife populations.

Wild Boar

Hunters killed 88 boars during the 2019-2020 season. This was the fourth highest harvest in the last two decades. Hunters once again had the opportunity to hunt in early February 2020 in addition to archery season and the firearms season the last week of October. The February season produced great results with a harvest of 48 boars. Thirty-one boars were harvested in Logan County during the February season and seventeen in Boone County.

Firearms hunters took 55 boars (35 in Logan County and 20 in Boone County) and archers killed 33 (25 in Logan County and 8 in Boone County). Crossbow hunters accounted for 7 kills. Raleigh and Wyoming counties had no reported kills. The mast conditions, especially oak, were much higher in the ecological region where the boar population is located. This led to the decreased number of archery kills.

Fish Management Unit

The Fish Management Unit is responsible for providing fishing opportunities to meet recreational fishing demand. This is accomplished by protecting and managing more than 98,000 miles of rivers and streams and more than 22,000 acres of public impoundments. Fish management efforts included enhancement of fishing through stockings, development of habitat, research, and population monitoring.



FISH HATCHERY PROGRAM

The fish hatchery program operated seven cold-water hatcheries, two warmwater hatcheries, and two grow-out facilities. The fish hatchery program stocked WV waters for the purposes of fisheries' enhancement, sustainability, and reintroduction when warranted. The distribution of fish from state hatcheries provided anglers with harvest opportunities beyond the sustainability of our natural systems.

Trout Hatcheries

In 2019, staff stocked 937,921 catchable trout weighing 774,698 pounds (Table 1). The 2019 trout stocking year yielded a higher annual hatchery production than the goal of 750,000 pounds. These trout were distributed to 74 impoundments, nine reservoir tailwaters and numerous locations on 110 streams.

The average-size of catchable trout stocked into put-and-take managed waters in 2019 was 12.5 inches and weighed 0.82 pounds, which was consistent with 2018 sizes. This large average trout size is a result of adequate hatchery water supplies, recent improvements to hatchery facilities and dedicated staff over the stocking period. The White Sulphur Springs Federal Hatchery provided 1,039 surplus rainbow trout totaling 3,372 pounds that were stocked by WRS staff during the 2019 stocking season.

Trout stocking also occurred in 11 Class-Q waters, which provided fishing opportunities for handicapped individuals and children age ten and under. These special regulation waters were stocked in early spring. Thirty-seven waters received two Fall stockings each, during a two-week period, in October 2019.

Wild trout management continued to receive special attention in West Virginia. The program is divided into two major parts: protecting and enhancing native brook trout populations and stocking fingerling trout to maintain wild trout populations. In 2019, approximately 143,466 fingerling rainbow, brook, and brown trout were stocked in waters through the state (Table 2). Assistance from various conservation groups and citizen volunteers was an essential part of the fingerling trout stocking program.

Table 1.

Total weight and numbers of catchable trout stocked by all seven (7) trout hatcheries during 2019.

Distribution Hatchery	Rainbow		Golden		Brook		Brown		All Trout Species	
	WEIGHT	NUMBER	WEIGHT	NUMBER	WEIGHT	NUMBER	WEIGHT	NUMBER	WEIGHT	NUMBER
Bowden	114,053	119,989	11,334	14,229	17,950	27,153	7,624	17,351	150,961	178,722
Edray	140,902	150,500	10,519	10,227	2,839	4,987	4,308	7,161	158,568	172,876
Petersburg	44,800	41,060	6,190	5,091	8,849	11,084	2,441	2,427	62,280	59,661
Reeds Creek	69,535	97,701	8,678	13,108	25,441	36,392	5,751	7,699	109,405	154,900
Ridge	33,134	36,904	5,031	4,917	20,945	28,688	5,977	7,641	65,087	78,150
Spring Run	87,114	87,656	12,696	10,183	20,140	24,630	10,637	11,870	130,587	134,339
Tate Lohr	78,018	126,288	5,627	9,902	14,071	23,057	94	25	97,810	159,273
TOTALS	567,556	660,098	60,075	67,659	110,235	155,989	36,832	54,174	774,698	937,921

WILDLIFE RESOURCES



FISH HATCHERY PROGRAM CONTINUED...

Table 2.

Total weight and numbers of fingerling trout stocked by Bowden, Edray, Petersburg and Spring Run hatcheries during 2019.

Distribution Hatchery	Rainbow		Golden		Brook		Brown		All Trout Species	
	WEIGHT	NUMBER	WEIGHT	NUMBER	WEIGHT	NUMBER	WEIGHT	NUMBER	WEIGHT	NUMBER
Bowden	746	18,567	0	0	600	41,579	139	6,385	1,485	66,531
Edray	0	0	0	0	0	0	1,232	43,209	1,232	43,209
Petersburg	197	17,730	0	0	0	0	0	0	197	17,730
Spring Run	1,200	15,996	0	0	0	0	0	0	1,200	15,996
TOTAL	2,143	52,293	0	0	600	41,579	1,371	49,594	4,114	143,466

Table 3.

Total number of fry, fingerling, advanced fingerling, and adult fish stocked by two (2) warmwater hatcheries and grow-out facilities.

SPECIES	CLASS	State Warmwater Hatchery		State Warmwater Rearing Facility			Total NUMBER
		APPLE GROVE	PALESTINE	BEE RUN	BOWDEN	FALLS MILL	
Blue Catfish	Advanced Fingerling	41,172					41,172
Channel Catfish	Advanced Fingerling	8,140					8,140
	Adult	2,697			2,274		4,971
Muskellunge	Advanced Fingerling		151	19	653		823
Tiger Musky	Advanced Fingerling	200					200
Walleye	Fry	1,525,000					1,525,000
	Fingerling	48,911	760				49,671
	Advanced Fingerling	745	3,150				3,895
TOTAL		1,626,865	4,061	19	2,927	0	1,633,872

FISH HATCHERY PROGRAM CONTINUED...

Warmwater Hatcheries

Warmwater hatcheries produced blue catfish, channel catfish, muskellunge, tiger musky, and walleye during 2019. A total of 1,633,872 fish were produced and stocked throughout the state (Table 3). Warmwater hatcheries produced and stocked fry, fingerlings, advanced fingerlings, and adult fish.

A total of 41,172 blue catfish were stocked into the R.D. Bailey Reservoir and Ohio River (Table 3). The stocking of blue catfish in the Ohio River has demonstrated successful restoration efforts of this previously extirpated species. Blue catfish stocking has also been successful in R.D. Bailey Reservoir and now provides a fishing destination for this species.

A total 4,971 catchable-sized adult channel catfish were purchased from an outside vendor and stocked into 41 waters in June 2019. This provided enhanced recreational fishing opportunities at community, wildlife management area, and state park lakes. In addition to adult channel catfish stocking, 8,140 advanced fingerlings were stocked in 11 small impoundments across the state (Table 3). The hatchery program is now raising and stocking larger advanced channel catfish fingerlings to reduce predation in small lakes and increase survival of the fingerlings.

A total of 823 advanced fingerling muskellunge were stocked in East Lynn Reservoir, Stonecoal Reservoir, Stonewall Jackson Reservoir, and Upper Mud Lake (Table 3). Musky stocking across the state has been very successful. Research is underway to evaluate musky populations and determine where additional stocking is needed.

In 2019, the WVDNR designated Big Ditch and Mountwood lakes as tiger musky angler destinations and stocked 100 tiger musky in each water. The WVDNR will annually stock tiger musky in these two impoundments to provide this unique fishing opportunity (Table 3).

An estimated 1,525,000 fry, 49,671 fingerlings, and 3,895 advanced fingerling walleye were stocked during 2019 (Table 3). Walleye were stocked in Charles Fork Lake, Cheat Lake, Dog Run Lake, Greenbrier River, Kanawha River, Ohio River, Stephens Lake, Stonecoal Lake, and Stonewall Jackson Reservoir. Stockings included both Eastern Highlands and Great Lakes strain walleye.

Hatchery Improvements

Hatchery renovation activities were conducted at Reeds Creek and Bowden hatcheries. The Reeds Creek Hatchery underwent major piping and foundation repairs to the raceway system and cleaning of the sediment pond used for water treatment. Roof replacements were conducted on all the buildings at Bowden Hatchery along with upgrades to the Shavers Fork River water intake structure. In addition, phase two for hatchery expansion is underway at the Bowden facility. The phase two expansion includes the installation of 20 fish-rearing raceways in addition to the existing 40 outside units. Once complete, trout production is expected to increase by 50 percent, producing an additional 100,000 pound of trout for stocking throughout the state.



WILDLIFE RESOURCES

FISHERIES AND HABITAT SURVEY PROGRAM

Reservoirs

Black bass surveys were conducted at Burnsville, Cheat, Mount Storm, and R. D. Bailey lakes to monitor population characteristics of largemouth, smallmouth, and spotted bass. These surveys provided the basis for determining management needs and evaluating management recommendations for these important recreational species. Additionally, walleye surveys were conducted in Cheat and Tygart lakes. Gill nets were deployed into Mount Storm Lake to monitor stocking success, growth, and size structure of striped bass.

Rivers and Streams

River and stream fisheries surveys were conducted to assess population characteristics for a range of species. Key projects included:

- Trout population and habitat assessments with a focus shifting to the Ohio Basin tributaries for native brook trout genetic analysis.
- Black bass surveys in the Kanawha, Ohio, Monongahela, and South Branch of the Potomac rivers.
- Population characteristics and movement of blue and flathead catfish in the Ohio and lower Kanawha rivers.
- Population characteristics of flathead and channel catfish in the Monongahela River.
- Walleye and sauger regulation assessments on Monongahela River to assess current minimum length regulations.
- Monitoring surveys for walleye and sauger populations in the Ohio River.
- Muskellunge surveys on Middle Island Creek, Little Kanawha River, and Monongahela River to evaluate size structure and collect brood stock for hatchery purposes.
- Monitoring the West Fork River's fish community to assess changes following removal of dams in 2017.
- Monitoring of Dunkard Creek's fish community to document recovery following an extensive fish kill in 2009.
- Fish community surveys in Goose Creek, Meathouse Fork, and South Fork Hughes River to monitor long-term changes.
- Paddlefish population assessment in the Ohio River to evaluate the success of stocking.



Small Impoundments

Small impoundment fisheries surveys were conducted to assess population characteristics. Key projects included black bass surveys in Big Ditch, Buffalo Fork, Curtisville, Dog Run, Elk Fork, Huey Run, Jimmy Lewis, Kimsey Run, North Bend, O'Brien, Parker Hollow, Right Fork Frozen Camp, Sleepy Creek, South Mill Creek, New Creek, Upper Mud, Wallback, and Woodrum lakes. Walleye broodstock were collected from Dog Run and Charles Fork lakes.

Fish Health Surveys

Fish health surveys, as part of the USFWS Wild Fish Health Survey, were conducted on brood stock walleye from the Ohio River and brood stock muskellunge from Middle Island Creek and North Bend Lake. Surveys were also conducted on sauger from the Ohio River. All samples were found to be negative of fish pathogens.

INTERSTATE FISHERIES COORDINATION PROGRAM

Fish management staff coordinated and participated in research and management activities on the Ohio River. These efforts included population assessments of black bass, walleye, sauger, and channel, blue and flathead catfish. Much of this work was guided by the interstate Ohio River Fisheries Management Team. Fisheries biologists participated in the Mississippi Interstate Cooperative Resource Association's aquatic nuisance species planning efforts to minimize impacts upon West Virginia's aquatic resources.

A cooperative effort continued with Ohio River basin states and federal partners monitoring populations of Asian carp species. Activities included surveys targeted to monitor population expansion, physical removal of fish, fish community surveys, and tracking movements through acoustic telemetry. No appreciable changes in the Asian carp population expansion were observed.

HABITAT AND WATER QUALITY ENHANCEMENT PROGRAM

Fisheries management staff continued habitat enhancement projects in 2019-2020. Recycled Christmas trees were placed at Tygart (300), Cheat (150), Mount Storm (72), Stonewall Jackson (150), Stonecoal (120), Summersville (150), Burnsville (150), Sherwood (50), Beech Fork (325), and East Lynn (305) lakes. Many of these installations were in cooperation with local fishing organizations and the WVDEP Rehabilitation Environmental Action Plan and USACE.

Other forms of habitat enhancements were created by fisheries management staff to improve lake habitat. At Summersville Lake, staff created 25 wood debris reefs and 20 standing tree structures. Large trees were cut and anchored to shoreline areas providing cover for many fish species. A total of 60 large trees were anchored at Mount Storm, 8 trees at Plum Orchard, and 6 at Tygart Lake. Approximately 5,000 wreaths provided by the West Virginia National Cemetery were used to create 85 fish habitat structures in Tygart Lake.


The cooperative habitat improvement project, with WVU Natural Resources Analysis Center, continued and improved stream habitat in over three miles of streams for West Virginia trout anglers. The Spring Run special regulation area received maintenance and construction of nearly 40 wood and rock features creating additional pool and rearing habitat for wild trout. Laurel Fork, within Holly River State Park, was revisited. Over a mile of Reaches 2 and 3 were enhanced with more than 30 wood and rock pools for stocked and wild trout habitats. Two properties on Clover Run, in Tucker County, were stabilized and improved as part of a project that adds public access to approximately one mile of stocked trout stream. Nearly 40 wood and log structures were strategically placed to protect eroding stream banks and provide cover and pools for stocked trout and smallmouth bass. The area provides fishing opportunities for clients of Patriots 4, a Wounded Warriors Project partner, as well as additional access for the general trout fishing public.

The acidified stream treatment program continued. Nearly 6,000 tons of high-quality limestone sand was placed in more than 63 streams and 7 lakes at 96 locations. This improved the water quality of nearly 320 miles of impaired streams and 455 acres of small impoundments. Improvements to tributaries of Sleepy Creek Lake should dramatically improve production of largemouth bass.

TOURNAMENT COORDINATION AND TROPHY FISH CITATION PROGRAM

Tournament anglers accumulated over 155,000 hours of fishing in 696 total tournaments including bass, catfish, musky, trout, kids, and kayak tournaments in 2019 on 40 different waterbodies with 604 bass tournaments permitted.

The Trophy Fish Citation program recognized anglers who caught 783 fish, representing 25 species that qualified as trophies. Of 79 total waters (private waters are counted as one water), citation fish were caught in 34 streams and 44 impoundments. In 2019, 47 percent were from streams and rivers, 21 percent from public lakes, 4 percent from private waters, and 28 percent unknown waters. The trophy citation program began in 1976 and has recognized more than 60,000 anglers for their outstanding catches. The year 2004 marked the first year of issuing length-only citations in addition to the certified weight citation. This allows anglers to practice catch-and-release and still receive a trophy citation.



WILDLIFE RESOURCES

Wildlife Diversity Unit

ORNITHOLOGY PROGRAM

Activities included: (1) statewide monitoring of bald eagle nests; (2) coordination and completion of secretive marshbird monitoring; (3) coordination and compiling of Christmas Bird Count; (4) monitoring of loggerhead shrike; and (5) ongoing data capture from multiple sources. The West Virginia Breeding Bird Atlas 2 manuscript was completed and submitted to Penn State University Press for publication. Staff coordinated with representatives from the falconry community to develop necessary changes to the state falconry code (Title 58 Series 65). Developed procedures for peregrine falcon take per revisions to the falconry code. Through a partnership with NRCS, WRS staff implement the Regional Conservation Partnership Program targeting cerulean and golden-winged warblers on private lands through the Working Lands for Wildlife Program.

POLLINATOR PROGRAM

WRS staff coordinated pollinator conservation through a collaborative effort with state and federal agencies, which included developing a Pollinator Best Management Practices publication with the West Virginia Department of Agriculture. A USDA-NRCS partner biologist (pollinator specialist) was hired to implement pollinator conservation on private lands in northern West Virginia. The focus of this position is for the recruitment of interested private landowners and developing outreach material for the public. Program staff participated on the U.S. Fish and Wildlife Service species status assessment team for the monarch butterfly and coordinated monarch and pollinator conservation with other states in conjunction with the Mid-America Monarch Conservation Strategy Team. Appalachian grizzled skipper (*Pyrgus centaureae wyandot*) sites were monitored in Greenbrier County.

MUSSEL PROGRAM

WRS staff reviewed and provided comments on mussel issues for over 160 stream activity requests and contractor surveys. The West Virginia Mussel Survey Protocols were updated and revised for 2020. Staff advised and consulted on plans for the construction of a mussel hatchery at Palestine State Fish Hatchery using mitigation funds from commercial sand and gravel dredging within the New Cumberland Pool of the Ohio River.

General mussel surveys were conducted on the Ohio River, West Fork River, Middle Island Creek, Little Kanawha River, West Fork Little Kanawha River, Greenbrier River watershed, Elk River, Patterson Creek and Back Creek. Several mussel monitoring events including the Ohio River at Degussa and Greenup Pool at River mile 284 and the Little Kanawha River at Annamoriah, Kanawha River at Kanawha Falls, New River at Thurmond, Greenbrier River at Thorny Creek and Elk River at Sutton.

ECOLOGY PROGRAM

WRS staff sampled 13 vegetation plots. Forty new occurrences of vegetation associations were added to the Biotics database and 230 vegetation association occurrence records were updated. Staff wrote the global description for one new association and edited global descriptions for two associations in the United States National Vegetation Classification (USNVC) to better characterize West Virginia vegetation. These edits were accepted and incorporated into the central USNVC database maintained by NatureServe. Partnership activities included participation in meetings of the Central Appalachian Spruce Restoration Initiative; participation in a workshop Assessing the Science Needs of Southeastern Grassland Species of Conservation Concern in Morrison, TN; participation in an editor's meeting for the U.S. National Vegetation Classification in Richmond, VA; review and comment on revised regional ecosystem mapping by LANDFIRE; review and comment on proposals submitted by the U.S. Forest Service; and co-supervising the Good Neighbor partner botanist for the Monongahela National Forest.

NATURAL HERITAGE PROGRAM

In the effort to inventory and database the state's rare plants, animals, and communities, a total of 868 new ecological occurrences were added to Biotics consisting of 111 vertebrate animals, 502 invertebrate animals, 40 communities, and 215 plants. In addition, a total of 2,516 records were improved and updated in Biotics consisting of 629 vertebrate animals, 674 invertebrate animals, 230 communities, and 983 plants.

WRS staff responded to 104 data requests from cooperating agencies and researchers needing element occurrence data for a variety of research projects within the state.



RARE, THREATENED, AND ENDANGERED SPECIES PROGRAM

Surveys and Monitoring

West Virginia northern flying squirrel monitoring efforts documented sustained recovery of this formerly endangered species; new acoustic techniques for monitoring of this species have been successfully implemented. Endangered Virginia big-eared bat maternity monitoring identified a partial rebound from a significant decline in 2019, but the population remains below the 2018 maximum. New cave monitoring systems have been implemented to aid in ongoing investigation of the decline. Bat hibernacula monitoring documented ongoing declines of the White-nose Syndrome impacted species. Bat acoustic monitoring across the state is ongoing. An analysis of the full long-term dataset is planned within the calendar year. Occurrence records of the endangered rusty patched bumble bee were reported to program biologists, significantly expanding the known occurrence area in West Virginia.

Conservation Planning

Working with the USFWS, Monongahela National Forest, and academic researchers, program biologists developed a long-term monitoring plan for the endangered Cheat Mountain salamander that will guide recovery of the species. Conservation plans for 63 biologically significant caves were developed with feedback from caving enthusiasts and karst specialists; these plans will facilitate conservation of caves across the state. Development of a monitoring and conservation plan for the endangered rusty patched bumble bee is ongoing and will be completed within the calendar year. Program biologists are developing a comprehensive population conservation plan for the endangered candy darter in cooperation with the USFWS and taxa specialists from academic institutions and other government agencies; this conservation plan will guide propagation, repatriation, and management efforts.

Coordination and Conservation

WRS staff provided support to citizens, industry, and various state and federal agencies to avoid and minimize impacts to rare, threatened, and endangered species across the state. WRS staff provided feedback and information to the USFWS regarding recovery of seven federally listed species and status of seven candidate species. Conservation actions were implemented for bats, candy darter, and mussels that included maintenance of multiple bat maternity sites and hibernacula; propagation, repatriation, and translocation of candy darter and mussels; and installation of 130 West Virginia northern flying squirrel nest boxes across 10 sites. Reporting datasheets were revised to improve scientific collection permit reporting, and updated records of rare, threatened, and endangered species using contemporary and historical reports new to the agency. Development of a new bat conservation site in Marshall County was initiated.

AMPHIBIAN AND REPTILE PROGRAM

Species distribution was assessed for spotted turtles through modeling and targeted trapping efforts, as well as timber rattlesnakes and eastern box turtles, through citizen science projects. Proposed amendments to the current amphibian and reptile regulations were presented to the Natural Resource Commission for consent to solicit public comment and further refinement. Biologists completed species monitoring for wood turtles and spotted turtles in the eastern panhandle of the state, using visual encounter survey methodology and radio telemetry, respectively.

In collaboration with Marshall University, over 60 timber rattlesnakes have been captured and radio-transmitted to better understand human-rattlesnake interaction at high-use recreational areas, and to develop science-based translocation strategies. Rattlesnakes will continue to be tracked through Fall 2020.

In collaboration with the U.S. Fish and Wildlife Service, U.S. Forest Service, U.S. Geological Survey, West Virginia University, Frostburg State University, and Marshall University, WVDNR biologists began developing a standardized monitoring protocol for the Cheat Mountain salamander, a federally threatened, endemic amphibian in West Virginia. Protocol development is planned to complete by Fall 2020.

An eastern box turtle citizen science effort launched in April 2020. As of June 2020, over 3000 eastern box turtle observations were recorded statewide. The timber rattlesnake citizen science effort project was completed in December 2019, with over 400 observations being submitted by participants across the state. Biologists used timber rattlesnake observation data to develop a habitat suitability model for the species in the state which will be used to guide future survey and management efforts.

WRS staff developed and deployed passive bucket-style camera traps to survey for cryptic reptiles, focusing on the northern coal skink, a state species of greatest conservation need. To date, no northern coal skinks have been detected, but cameras have been successful at capturing other amphibian, reptile, and mammal species making the design a success.

CAVE AND KARST PROGRAM

WRS staff conducted outreach to caving organizations regarding perceived threats to biologically significant cave resources in the state. This information, along with spatial data, will be used to develop site specific management plans for locations with high species diversity. WRS staff facilitated the protection and potential acquisition of a biologically significant cave in Monroe County. Staff worked with a cave owner in Greenbrier County to modify the cave entrance, without affecting the subterranean resources, and be in compliance with the West Virginia Cave Protection Act.

WILDLIFE RESOURCES

ZOOLOGY PROGRAM

The Zoology Program provides scientific oversight to the management and conservation of observations and occurrences of animals identified as Species of Greatest Conservation Need. Database management for the snail atlas project was completed with 472 new element occurrences added to Biotics. A Biotics guide for staff was created for training purposes, and the Rare Animal survey forms that received an update the previous fiscal year had digital fill versions added online.

Given documented global decline of light sensitive insects, the WVDNR initiated a citizen science survey in 2020 (soft opening in late 2019) to document firefly and glow worm species diversity. More than 1,591 observations were submitted through a website and smart phone app, not including surveys submitted by mail or observations documented by phone. Synchronous fireflies (*Photinus carolinus*) were officially documented for the first time in West Virginia at two public land locations. WVDNR State Park and USFS officials will coordinate with the Zoology Program in 2021 to develop conservation management plans before these sites are made available for public wildlife viewing.

The cobblestone tiger beetle was subject to an Endangered Species Act listing recommendation before 2020. In August 2019, WVDNR Diversity staff conducted an adult mark-recapture study at a known survey site over a three-day period. Individual adult tiger beetles were uniquely marked which allowed identification of individuals during visual surveys. The purpose of the study was to test the most effective survey method for species detection and derive population size estimates.

In 2019, the WVDNR partnered with the U.S. Forest Service Rocky Mountain Research Station to develop nuclear markers for the West Virginia water shrew where water samples collected for brook trout could also be analyzed for water shrew occupation at a stream site. Twenty water samples have been collected at streams believed to be historically occupied by brook trout and sites with historical or confirmed water shrew presence. Through live trapping efforts in 2020 at eight sites, water shrews have been documented at two new sites, one within a historically known area and one at a stream with no known historical records.

In 2020, a camera trapping study was initiated at long-term monitoring sites for the Allegheny woodrat. Seventeen sites were chosen to be sampled in the spring, summer, and fall. Using three cameras in core habitat, and one camera in periphery habitat, nine sites have confirmed continued species presence. Based on the effectiveness of the baited camera traps, a protocol was adapted and shared with wildlife managers to incorporate into their management activities on WMAs with potential or known woodrat habitat. In coordination, scientific collecting permit reporting requirements were updated, as well as special provisions for live trapping.

In collaboration with Frostburg State University, WVDNR biologists completed two years of field research efforts to track and define habitat needs and movement of the eastern spotted skunks.

BOTANY PROGRAM

Running buffalo clover populations were monitored at two sites. WRS staff developed the “Running Buffalo Clover Management Strategy for the Monongahela National Forest”. Staff monitored shale barren rockcress on Brushy Knob Shale Barren, Pendleton County and harperella populations on Sleepy Creek, Cacapon River, and Back Creek. Staff monitored northeastern bulrush populations in the George Washington National Forest, and removed Japanese stiltgrass, from the wetland. Staff also monitored populations at Harper Ridge and Willis Ridge in Berkeley County. Staff monitored all known whorled pogonia in West Virginia in cooperation with researchers from the Smithsonian Environmental Research Center. Staff conducted surveys along four miles of the West Fork River near Jackson’s Mill. Surveys on the Buckhannon River rediscovered two Virginia spiraea populations near Sago.

OUTREACH AND EDUCATION PROGRAM

Presentations were given to the general public, school children, State Park naturalists, scouting groups, Wilderness Rangers, elementary, middle, high school and college students along with church groups, and various summer day-camps. Wildlife Diversity staff instructed several Master Naturalist classes for the various state chapters. Locations included West Virginia University, Davis and Elkins College, West Virginia State Parks, city parks and schools.

Five Wild Yard applications were reviewed and approved for certification, resulting in the program to cover 45 counties. Recruitment efforts in the vacant counties are under way. A new Wild Yard sign, application, and manual are in development.





AQUATIC COMMUNITY ASSESSMENT AND RESTORATION PROGRAM

Inventory and Monitoring

WRS staff conducted 92 fish surveys across the state to document the distribution and status of fishes within West Virginia. Survey efforts documented a new species, the redline darter, in the New River near the West Virginia/Virginia border. Surveys were conducted on Dunkard Creek to document the ongoing fish community recovery from 2009 fish kill.

Large River Benthic Fish Survey Project

WRS staff analyzed samples from more than 350 trawls of benthic habitats in the lower Kanawha River. Staff developed the benthic research protocol to address shortcomings of other collection techniques that fail to adequately sample small bodied benthic fish in large rivers. Benthic trawling surveys were conducted in the Ohio River, Little Kanawha River and Middle Island Creek documenting presence of fish species of greatest conservation need as well as blue catfish reproduction in mainstem Ohio River in the R.C. Byrd, Racine, and Willow Island pools.

Rare, Threatened, or Endangered Fishes

Staff continued efforts to restore the candy darter within their historic range. In the fall of 2019, 106 candy darters were collected, genotyped, and 94 pure individuals were used to establish an additional population creating more redundancy for the species and to augment a previously established population. Staff hosted a West Virginia candy darter working group meeting at the Elkins Operation Center to connect with stakeholders and discuss conservation actions needed to restore candy darter populations.

Staff participated in the five-year review for the diamond darter currently known only to the Elk River in West Virginia. Staff supported the decision to leave the diamond darter listed as endangered under the Endangered Species Act.

WEST VIRGINIA

DNR

INDEX



A

Administration 2

- APS License Sales 7
- Budget and Fiscal Services 9
- Combining Statement of Revenues, Disbursements and Changes in Cash Balances - Appropriated Funds 15
- Combining Statement of Revenues, Disbursements and Changes in Cash Balances - Non-appropriated Funds 21
- Customer Relations 4
- Fleet Management 3
- goWILD! Online License Sales 6
- Human Resources 3
- Hunting and Fishing License Sales 5
- Information and Technology Resources 3
- Lifetime License Sales 8
- Property and Procurement 3
- Statement of Disbursements 10

Amphibian and Reptile Program 85

Annual Mast Survey 78

APS License Sales 7

Aquatic Community Assessment and Restoration Program 87

Archery in the Schools 71

Arrests by Type and District 41

Audra State Park 57

B

Babcock State Park 57

Beartown State Park 57

Beech Fork State Park 57

Berkeley Springs State Park 57

Black Bear 78

Blackwater Falls State Park 58

Blennerhassett Island Historical State Park 58

Bluestone State Park 58

Boards and Commissions on which the Director serves v

Boating Safety Program 39

Botany Program 86

Budget and Fiscal Services 9

C

Cabwaylingo State Forest 58

Cacapon Resort State Park 59

Camp Creek State Park 59

Canaan Valley Resort State Park 59

Capital Improvements Program 71

Carnifex Ferry Battlefield State Park 59

Cass Scenic Railroad State Park 59

Cathedral State Park 60

Cave and Karst Program 85

Cedar Creek State Park 60

Chief Logan Lodge 60

Chief Logan State Park 60

Combining Statement of Revenues, Disbursements and Changes in Cash Balances - Appropriated Funds 15

Combining Statement of Revenues, Disbursements and Changes in Cash Balances - Non-appropriated Funds 21

Complaints Received and Investigated by District 42

Construction and Design Projects 68

Cooperative Research Projects 78

Coopers Rock State Forest 60

Customer Relations 4

D

District Offices vi

Droop Mountain Battlefield State Park 60

E

Ecology Program 84

EEOC Statement v

Elk 77

Environmental Coordination Program 73

F

Fisheries and Habitat Survey program 82

Fish Hatchery Program 79

Fish Management Unit 79

Fleet Management 3

INDEX

G

Game Management Unit 75
Geographic Information Systems (GIS)
and Technical Support Program 72
goWILD! Online License Sales 6
Greenbrier River Trail 60
Greenbrier State Forest 61
Guiding Principles v

H

Habitat and Water Quality Enhancement Program 83
Hatchery Improvements 81
Hawks Nest State Park 61
Holly River State Park 61
Human Resources 3
Hunter Education Program 38
Hunters Helping the Hungry 71
Hunting and Fishing License Sales 5

I

Information and Technology Resources 3
Interstate Fisheries Coordination Program 82

K

Kanawha State Forest 61
Kumbrabow State Forest 61

L

Land Acquisition 34
Lands of the Division of Natural Resources 33
Law Enforcement 36
 Activity by District 41
 Arrests by Type and District 41
 Boating Safety Program 39
 Complaints Received and Investigated by District 42
 Hunter Education Program 38
 Law Enforcement Activity 41
 Law Enforcement Program 37
 License/Privilege Revocation System 40
 Officer Training 38
 Prosecution Comparison 43
 Prosecutions by Charge 44
 Prosecutions for FY 2020 49
 Warnings by Type and District 42
 Whitewater Enforcement Program 39
Law Enforcement Activity 41
Law Enforcement Activity by District 41
Law Enforcement Program 37
Letter from the Director iii
License/Privilege Revocation System 40
Lifetime License Sales 8
Little Beaver State Park 62
Lost River State Park 62

M

Mission Statement v
Moncove Lake State Park 62
Mussel Program 84

N

National Hunting and Fishing Days 71
Natural Heritage Program 84
North Bend Rail Trail 62
North Bend State Park 62

O

- Office of Land and Streams 32
 - Land Acquisition 34
 - Lands of the Division of Natural Resources 33
 - Oil and Gas Leasing 35
 - Overview 33
 - River and Stream Management 35
- Officer Training 38
- Oil and Gas Leasing 35
- Operations Unit 70
- Organizational Chart iv
- Ornithology Program 84
- Outdoor Youth Challenge 71

P

- Panther State Forest 62
- Parks and Recreation 51
 - Americans with Disabilities Act (ADA) Compliance 55
 - Audra State Park 57
 - Babcock State Park 57
 - Beartown State Park 57
 - Beech Fork State Park 57
 - Berkeley Springs State Park 57
 - Blackwater Falls State Park 58
 - Blennerhassett Island Historical State Park 58
 - Bluestone State Park 58
 - Cabwaylingo State Forest 58
 - Cacapon Resort State Park 59
 - Camp Creek State Park 59
 - Canaan Valley Resort State Park 59
 - Carnifex Ferry Battlefield State Park 59
 - Cass Scenic Railroad State Park 59
 - Cathedral State Park 60
 - Cedar Creek State Park 60
 - Chief Logan Lodge 60
 - Chief Logan State Park 60
 - Coopers Rock State Forest 60
 - COVID-19 56
 - Diversity 55
 - Droop Mountain Battlefield State Park 60
 - Economic Impact 55
 - Education 54

Parks and Recreation

- Expenditures 55
- Finances 55
- Funding 55
- General Information 53
- Greenbrier River Trail 60
- Greenbrier State Forest 61
- Guest Safety and Satisfaction 53
- Hawks Nest State Park 61
- Holly River State Park 61
- Improvements 53
- Individual Area and Section Activity Reports 57
- Kanawha State Forest 61
- Kumbrabow State Forest 61
- Little Beaver State Park 62
- Lost River State Park 62
- Moncove Lake State Park 62
- Non-native Invasive Species 55
- North Bend Rail Trail 62
- North Bend State Park 62
- Overview 52
- Panther State Forest 62
- Pinnacle Rock State Park 62
- Pipestem Resort State Park 63
- Prickett's Fort State Park 63
- Revenue Generation 55
- Seneca State Forest 63
- Stonewall Resort State Park 63
- Tomlinson Run State Park 63
- Tu-Endie-Wei State Park 63
- Twin Falls Resort State Park 64
- Tygart Lake State Park 64
- Valley Falls State Park 65
- Watoga State Park 65
- Watters Smith Memorial State Park 65
- Workforce 54
- Pinnacle Rock State Park 62
- Pipestem Resort State Park 63
- Planning, Engineering and Maintenance 66
 - Construction and Design Projects 68
 - Overview 67
 - Substantially Complete Projects 67

INDEX

P

Pollinator Program 84
Prickett's Fort State Park 63
Property and Procurement 3
Prosecutions by Charge 44
Prosecution Comparison 43
Prosecutions by District 49
Public Lands Program 75

R

Rare, Threatened, and Endangered Species Program 85
Regional, National and International Coordination Program 76
River and Stream Management 35

S

Seneca State Forest 63
Statement of Disbursements 10
State Parks, Forests and Recreation Areas vii
Stonewall Resort State Park 63
Substantially Complete Projects 67

T

Table of Contents 1
Technical Assistance Program 76
Tomlinson Run State Park 63
Tournament Coordination and Trophy Fish Citation Program 83
Trout Hatcheries 79
Tu-Endie-Wei State Park 63
Twin Falls Resort State Park 64
Tygart Lake State Park 64

V

Valley Falls State Park 65
Vision Statement v

W

Warmwater Hatcheries 81
Warnings by Type and District 42
Watoga State Park 65
Watters Smith Memorial State Park 65
West Virginia Recruitment, Retention, and
Reactivation (R3) Strategic Plan 70
White-tailed Deer 77
Whitewater Enforcement Program 39
Wild Boar 78
Wildlife Damage and Nuisance Wildlife Program 75
Wildlife Diversity Unit 84
Wildlife Management Areas viii
Wildlife Population Survey and Research Program 77
Wildlife Resources 69
 Amphibian and Reptile Program 85
 Aquatic Community Assessment and
 Restoration Program 87
 Archery in the Schools 71
 Botany Program 86
 Capital Improvements Program 71
 Cave and Karst Program 85
 Ecology Program 84
 Environmental Coordination Program 73
 Fisheries and Habitat Survey program 82
 Fish Hatchery Program 79
 Fish Management Unit 79
 Game Management Unit 75
 Geographic Information Systems (GIS) and
 Technical Support Program 72
 Habitat and Water Quality Enhancement Program 83
 Hunters Helping the Hungry 71
 Information, Education and Outreach Program 70
 Interstate Fisheries Coordination Program 82
 Mussel Program 84
 National Hunting and Fishing Days 71
 Natural Heritage Program 84
 Operations Unit 70
 Ornithology Program 84
 Outdoor Youth Challenge 71
 Outreach and Education Program 86
 Pollinator Program 84
 Public Lands Program 75

W

Wildlife Resources

Rare, Threatened, and Endangered Species Program 85

Regional, National and International
Coordination Program 76

Technical Assistance Program 76

West Virginia Recruitment, Retention, and
Reactivation (R3) Strategic Plan 70

Tournament Coordination and
Trophy Fish Citation Program 83

Wildlife Damage and Nuisance Wildlife Program 75

Wildlife Diversity Unit 84

Wildlife Population Survey and Research Program 77

Zoology Program 86

Wild Turkey 78

Z

Zoology Program 86

WEST VIRGINIA
DNR

324 4th Avenue
South Charleston, WV 25303

WVdnr.gov | **304-558-2754** |   